

# **Nambour Amateur Swimming Club**

**Home of the**

**PIRANHAS**



**Saturday 11<sup>th</sup> November 2023**


**Nambour LC Transition Meet**

## **PROGRAM**

**Nambour Aquatic Centre**

**31 Petrie Park Rd**

**Nambour**



# Welcome

Nambour Piranhas Swimming Club would like to extend a warm welcome to all swimmers, coaches, parents and spectators.

WELCOME!

to our annual Long Course Meet at the Nambour Aquatic Centre.


We hope that you enjoy your time with us, and that all of our swimmers have a fun and successful day!

We would like to extend special thanks to all our sponsors, volunteers, and supporters- these events come together with much hard work from many people, and we appreciate all those who have contributed to making our meet a success.

We would particularly like to thank Wide Bay Swimming, for their tireless efforts in promoting swimming in our region, our hard working and extremely committed officials, and the Nambour Aquatic Centre, Belgravia Leisure, for their continued support of our club and its members.

Thank you!

The Nambour Piranhas Swim Club



**The Nambour Piranhas Swimming Club would like to thank all our sponsors who have helped make our swim meet such a success:**




**Nambour  
& Hinterland**



Proudly supported by  
Sunshine Coast Council's grants program






belgravialeisure  
connecting community to leisure



Gary De Paoli







**Come and see some of the amazing prizes available at our raffle table!**

**Hampers, vouchers, wine, chocolates, and our major prize of a fantastic bike!**

**You've got to be in it to win it!**



**Tickets**

**\$2 each**


**3 for \$5**

**7 for \$10**



**Cash and EFTPOS available!**





## Program of Events

**\* All events open to multi-class swimmers  
(please ensure you have your relevant details to show to officials on request)**


<b>JUNIOR SESSION</b>				
Event Number	Gender	Age	Stroke	Distance
1	Female	8-11	Medley	200m
2	Male	8-11	Medley	200m
3	Female	7 & under	Freestyle	25m
4	Male	7 & under	Freestyle	25m
5	Female	8-11	Freestyle	50m
6	Male	8-11	Freestyle	50m
7	Female	8-11	Backstroke	100m
8	Male	8-11	Backstroke	100m
9	Female	7 & under	Breaststroke	25m
10	Male	7 & under	Breaststroke	25m
11	Female	8-11	Breaststroke	50m
12	Male	8-11	Breaststroke	50m
13	Female	8-11	Butterfly	100m
14	Male	8-11	Butterfly	100m
15	Female	7 & under	Backstroke	25m
16	Male	7 & under	Backstroke	25m
17	Female	8-11	Backstroke	50m
18	Male	8-11	Backstroke	50m
19	Female	8-11	Breaststroke	100m
20	Male	8-11	Breaststroke	100m
21	Female	7 & under	Butterfly	25m
22	Male	7 & under	Butterfly	25m
23	Female	8-11	Butterfly	50m
24	Male	8-11	Butterfly	50m
25	Female	8-11	Freestyle	100m
26	Male	8-11	Freestyle	100m
<b>SENIOR SESSION</b>				
Event	Gender	Age	Stroke	Distance
27	Female	9 & over	Freestyle	200m
28	Male	9 & over	Freestyle	200m
29	Female	12 & over	Breaststroke	50m
30	Male	12 & over	Breaststroke	50m
31	Female	12 & over	Backstroke	100m
32	Male	12 & over	Backstroke	100m
33	Female	12 & over	Freestyle	50m
34	Male	12 & over	Freestyle	50m
35	Female	12 & over	Butterfly	100m
36	Male	12 & over	Butterfly	100m
37	Female	12 & over	Backstroke	50m
38	Male	12 & over	Backstroke	50m
39	Female	12 & over	Breaststroke	100m
40	Male	12 & over	Breaststroke	100m
41	Female	12 & over	Butterfly	50m
42	Male	12 & over	Butterfly	50m
43	Female	12 & over	Freestyle	100m
44	Male	12 & over	Freestyle	100m
45	Female	12 & over	Medley	200m
46	Male	12 & over	Medley	200m

### Officials

**REFEREES – Matthew Robinson & David Newnham**

**MEET DIRECTOR- Bek Fruscalzo**






## **General Information**

**Meet Entry Fee: \$4 entry fee for spectators.**

**FREE entry for swimmers, coaches and children under 12.**

<b>7.00am</b>	<b>Gates Open</b>
<b>7.15am</b>	<b>Warmup</b>
<b>7.45am</b>	<b>Official Welcome</b>
<b>8.00am</b>	<b>Junior Racing Begins</b>
<b>11.00am</b>	<b>Remembrance Day Reflection</b>
<b>11.45am</b>	<b>Warm up for Senior Session</b>
<b>12.30pm</b>	<b>Senior Racing Begins</b>



**The Nambour Aquatic Centre Splash Park will be operating throughout the meet. If you would like to use these facilities, please see the staff at the canteen. (Please note- water slides will NOT be in operation)**

**Splash Park admission: \$5.30**

**Learn to Swim classes will be operating in the 25m Indoor Pool- please do not access this area.**

## **Marshalling**


**Self-marshalling will be used at this meet.**

**Please make sure your swimmer is aware of which**

- **event number,**
- **heat, and**
- **lane**

**they will be competing in.**

**We suggest writing these details on your child's arm or leg.**



# Meet Menu




EFTPOS & Cash Sales

<b>Sausage Sizzle</b>	<b>\$3.00 or 2 for \$5.00</b>
<b>Sausage (no bread)</b>	<b>\$2.00</b>
<b>Fresh Pancakes (x2) with Butter &amp; Syrup</b> <i>(these are the pancakes that fuel the mighty Piranhas- they are not to be missed!)</i>	<b>\$4.00</b>
<b>Chicken Kebab Stick</b>	<b>\$3.00 or 2 for \$5.00</b>

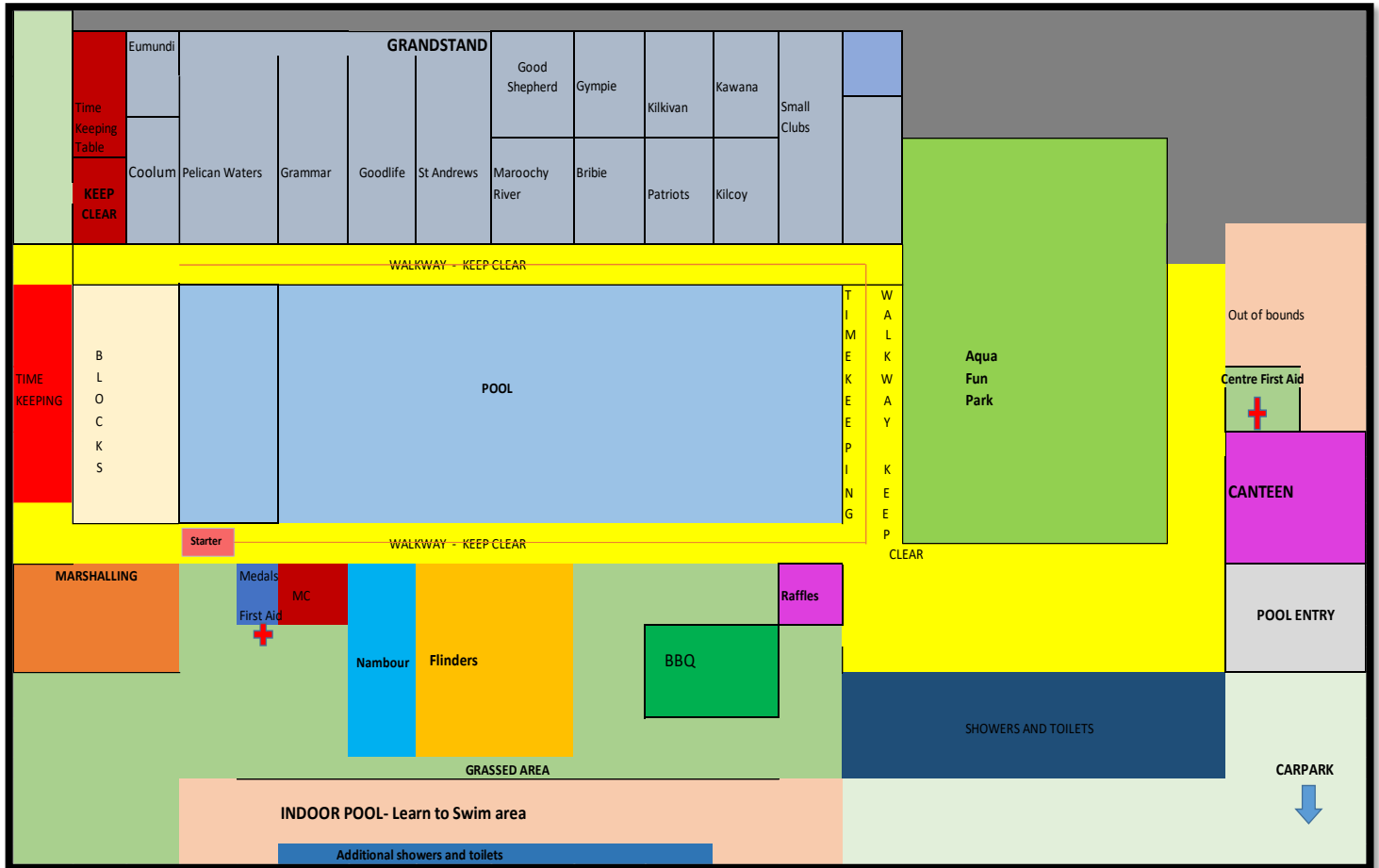
**Nambour Aquatic Centre have canteen facilities available for:**

- ❖ **Coffee**
- ❖ **cold drinks**
- ❖ **ice-creams**
- ❖ **lollies**
- ❖ **chips and other snacks**





## Layout of Venue



### CONDITIONS OF ENTRY


**PLEASE DO NOT ATTEND THIS EVENT IF YOU HAVE ANY COVID SYMPTOMS, INCLUDING: COUGH, SORE THROAT, FEVER, RUNNY NOSE**

In order to comply with Queensland Government regulations for the running of COVID Safe events all nominees must confirm they agree to the below:

[COVID 19 Terms & Conditions of Entry and Attendance of Events](#)


All visitors to the Meet, including swimmers, will be required to follow the **Nambour Aquatic Centre** procedures displayed in signage around the pool and current Queensland Health restrictions.





## Competition Rules

1. Please ensure that you try to have as much fun as possible throughout the evening. Although there is a need for quiet at the beginning of each race (so that swimmers can hear the start), please feel free to get as loud as possible in cheering on your teammates and friends.
2. All competitors must be registered with QSA at time of nomination.
3. The carnival will be conducted under QSA rules.
4. Age group for swimmers will be calculated as at the date of the meet.
5. Individual medley races consist of equal distances of butterfly, backstroke, breaststroke, and freestyle in that order.
6. Swimmers must swim in lanes allotted by the Check Starter.
7. Events/heats may be combined at the discretion of the Marshall/Referee. Heats may not be reseeded.
8. Placing will be decided on the fastest times in heats of all events. There will be no finals. Place medals will be presented for 1st, 2nd & 3rd best times in each event 8 years and over, in 50m and 100m races and 200 Medley races.
9. In the event of a tie the fastest freestyle time will determine the award.
10. 200m Freestyle is an Open event. Medals will be awarded to the 3 fastest swimmers overall in the 11 & under and Open(not in individual age groups).
11. All events are open to multi-class swimmers.
12. Multi-class swimmers will be placed into heats according to seed time.
13. Multi-class swimmers will be presented medals for 1<sup>st</sup>, 2<sup>nd</sup> and 3<sup>rd</sup> best times in each event separate to non-multi-class swimmers.
14. Age Champion awards will be presented to the winners of each age group (8 years and over). Points are awarded for 50m and 100m races.
15. In the event of an age champion tie, the fastest freestyle time will determine the award.
16. 7 and under swimmers will receive a participation ribbon (please see the Medal Tent when departing).
17. The one-start rule will apply throughout.
18. Junior rule tolerances will only apply to 7 years and under.
19. Feet first entry for all backstroke events.
20. The Team Representative must submit protests to the Referee in writing, together with a deposit of \$50.00 and within 30 minutes of the posting of results. Deposits only refunded if protest is upheld.
21. Clubs will provide timekeepers as per roster in the meet program.
22. Self-Marshalling will be used at this Meet
23. Weather: In the event of inclement weather ie. lightning etc, the Meet Director and Chief Referee may cancel the meet. In the event of cancellation, there will be no refunds.



## Time Keeping Roster

Thank you to everyone who volunteers their time to time-keep 😊

JUNIOR SESSION	Timekeeper 1	Timekeeper 2
Lane 1	St Andrews	Coolum
Lane 2	Grammar	Grammar
Lane 3	Goodlife	Goodlife
Lane 4	Pelican Waters	Pelican Waters
Lane 5	Flinders	Flinders
Lane 6	Flinders	Flinders
Lane 7	Nambour	Nambour
Lane 8	Nambour	Nambour

If extra timekeepers are required, we ask that these clubs can fill the following time periods:

8am-9am: Good Shepherd

9am-10am: Maroochy River

10am-11.30am: Pelican Waters


SESSION TWO	Timekeeper 1	Timekeeper 2
Lane 1	Patriots	Maroochy River
Lane 2	Coolum	Gympie
Lane 3	Goodlife	Goodlife
Lane 4	St Andrews	St Andrews
Lane 5	Pelican Waters	Pelican Waters
Lane 6	Grammar	Grammar
Lane 7	Flinders	Flinders
Lane 8	Nambour	Nambour

If extra timekeepers are required, we ask that these clubs can fill the following time periods:

12pm-1pm: Bribie

1pm-2pm: Good Shepherd

2pm-3.30pm: Flinders




**2023 Nambour LC Transition Meet - 11/11/2023**

**Session Report**

Session: 1 Morning Junior Session

Day of Meet: 1 Starts at 08:00 AM Heat Interval: 30 Seconds / Back +15 Seconds

Round	Event	Entries	Heats	Starts at	
Finals	1 Girls 8-11 200 IM	20	3	08:00 AM	_____
Finals	2 Boys 8-11 200 IM	21	3	08:14 AM	_____
Finals	3 Girls 4-7 25 Freestyle	7	1	08:27 AM	_____
Finals	4 Boys 4-7 25 Freestyle	7	1	08:28 AM	_____
Finals	5 Girls 8-11 50 Freestyle	80	10	08:29 AM	_____
Finals	6 Boys 8-11 50 Freestyle	68	9	08:41 AM	_____
Finals	7 Girls 8-11 100 Backstroke	17	3	08:52 AM	_____
Finals	8 Boys 8-11 100 Backstroke	24	3	09:00 AM	_____
Finals	9 Girls 4-7 25 Breaststroke	7	1	09:08 AM	_____
Finals	10 Boys 4-7 25 Breaststroke	7	1	09:09 AM	_____
Finals	11 Girls 8-11 50 Breaststroke	79	10	09:11 AM	_____
Finals	12 Boys 8-11 50 Breaststroke	55	7	09:26 AM	_____
Finals	13 Girls 8-11 100 Butterfly	5	1	09:36 AM	_____
Finals	14 Boys 8-11 100 Butterfly	9	2	09:39 AM	_____
Finals	15 Girls 4-7 25 Backstroke	7	1	09:44 AM	_____
Finals	16 Boys 4-7 25 Backstroke	7	1	09:45 AM	_____
Finals	17 Girls 8-11 50 Backstroke	74	10	09:47 AM	_____
Finals	18 Boys 8-11 50 Backstroke	60	8	10:04 AM	_____
Finals	19 Girls 8-11 100 Breaststroke	32	4	10:16 AM	_____
Finals	20 Boys 8-11 100 Breaststroke	21	3	10:27 AM	_____
Finals	21 Girls 4-7 25 Butterfly	6	1	10:34 AM	_____
Finals	22 Boys 4-7 25 Butterfly	4	1	10:36 AM	_____
Finals	23 Girls 8-11 50 Butterfly	49	7	10:37 AM	_____
Finals	24 Boys 8-11 50 Butterfly	41	6	10:47 AM	_____
Finals	25 Girls 8-11 100 Freestyle	44	6	10:55 AM	_____
Finals	26 Boys 8-11 100 Freestyle	46	6	11:08 AM	_____
	Swimmers Counts for Warm-ups: 170	=====	=====		
	Entry / Heat Totals:	797	109		
	Finish Time			11:21 AM	_____



2023 Nambour LC Transition Meet - 11/11/2023

Meet Program - Morning Junior Session

**Event 1 Girls 8-11 200 LC Meter IM**

Lane	Name	Age	Team	Seed Time
------	------	-----	------	-----------

**Heat 1 of 3 Finals Starts at 08:00 AM**

1	Downing, Alex	9	SC Grammar	3:44.60
2	Piper, Holly	10	St Andrew's	3:30.90
3	Llewellyn, Bronte	9	Kawana Waters	3:25.52
4	Adams, Gracie	11	SC Grammar	3:07.92
5	Fogarty, Ciara	10	Maroochy River	3:14.17
6	Olson, Emma	11	SC Grammar	3:25.56
7	Nielsen, Daya	10	Good Shepherd	3:40.31
8	Williams, Alexis	11	Bribie Island	3:44.79

**Heat 2 of 3 Finals Starts at 08:05 AM**

1	Tomlinson, Ivy	10	Nambour Piranhas	NT
2	Antonio, Mya	11	Coolum Peregian	NT
3	Brittain, Patricia	9	Goodlife	4:30.60
4	Steiner, Jessica	9	Bundaberg ST	4:06.63
5	Ellem, Hunta-Rose	11	Nambour Piranhas	4:20.11
6	Lewis, Millie	11	Flinders Phoenix	NT
7	Truasheim, Aaliyah	11	Eumundi	NT
8	Carlson, Stella	10	St Andrew's	NT

**Heat 3 of 3 Finals Starts at 08:10 AM**

1				
2				
3	Spice, Elka	8	Goodlife	NT
4	Clark, Elsie	9	Pelican Waters	NT
5	Candy, Grace	9	Coolum Peregian	NT
6	Watson, Kristin	8	Flinders Phoenix	NT
7				
8				

**Event 2 Boys 8-11 200 LC Meter IM**

Lane	Name	Age	Team	Seed Time
------	------	-----	------	-----------

**Heat 1 of 3 Finals Starts at 08:14 AM**

1	Petty, Ryan	10	Coolum Peregian	3:19.87
2	Briscoe, Owen	11	SC Grammar	3:13.23
3	Lucht, Kobe	11	Coolum Peregian	3:12.85
4	Giles, Ethan	11	Gympie Gold Fins	3:05.27
5	Kisby, Oscar	11	SC Grammar	3:08.86
6	Olsson, Alexander	11	Good Shepherd	3:12.94
7	Merenkov, Daniel	9	Kawana Waters	3:16.56
8	Busse, Jesse	11	Flinders Phoenix	3:29.63

**Heat 2 of 3 Finals Starts at 08:18 AM**

1	Hinds, Aiden	10	Goodlife	NT
2	Thomsen, Mason	11	MtCrkMool'aba	NT
3	Fedorenkov, Mark	9	Pelican Waters	3:34.95
4	Parsons, Tommy	11	Patriots	3:34.12
5	Williams, Ryder	11	Bribie Island	3:34.15
6	Salisbury, Angus	11	Flinders Phoenix	4:11.61
7	Vinnicombe, Byron	10	Flinders Phoenix	NT
8	Carey, Sarah	10	Goodlife	NT

**Heat 3 of 3 Finals Starts at 08:23 AM**

1				
2	Salisbury, Owen	8	Flinders Phoenix	NT
3	Westwood, Xavier	8	Flinders Phoenix	NT
4	Briscoe, Alex	9	SC Grammar	NT
5	Young, Audrich	8	Flinders Phoenix	NT
6	Gribble, Bae	8	SC Grammar	NT
7				
8				

**Event 3 Girls 4-7 25 LC Meter Freestyle**

Lane	Name	Age	Team	Seed Time
------	------	-----	------	-----------

**Heat 1 of 1 Finals Starts at 08:27 AM**

1	Giles, Ester	6	Gympie Gold Fins	32.32
2	Harper, Antea	7	Good Shepherd	27.38
3	Fischer, Indie	7	Coolum Peregian	25.16
4	Hinckman, Lilliana	7	Flinders Phoenix	22.27
5	Bourne, Ayla	7	Gympie Gold Fins	23.59
6	Barlow, Zoe	7	Flinders Phoenix	25.17
7	Cassidy, Eden	7	Flinders Phoenix	29.85
8				

**Event 4 Boys 4-7 25 LC Meter Freestyle**

Lane	Name	Age	Team	Seed Time
------	------	-----	------	-----------

**Heat 1 of 1 Finals Starts at 08:28 AM**

1	Hilton, Mylo	7	TheLakesCollege	NT
2	Ellison, Braxton	7	Kilkivan	30.54
3	Adams, Jack	7	SC Grammar	26.26
4	Steiner, Lukas	7	Bundaberg ST	22.86
5	Little, Leo	6	Pelican Waters	25.14
6	Pratten, Cole	7	Kilcoy	30.19
7	Carey, Sarah	6	Goodlife	31.92
8				

**Event 5 Girls 8-11 50 LC Meter Freestyle**

Lane	Name	Age	Team	Seed Time
------	------	-----	------	-----------

**Heat 1 of 10 Finals Starts at 08:29 AM**


1	Phillips, Harley	11	Flinders Phoenix	33.35
2	Johnston, Ena	11	Goodlife	33.11
3	Sparling, Lucy	11	St Andrew's	32.21
4	Adams, Gracie	11	SC Grammar	31.79
5	Clark, Elsie	9	Pelican Waters	32.20
6	Duggan, Skye	11	Gympie Gold Fins	33.11
7	Vivian, Lilah	11	St Andrew's	33.21
8	Young, Auriel	11	Flinders Phoenix	34.17

**Heat 2 of 10 Finals Starts at 08:30 AM**

1	Harland, Emily	10	Goodlife	35.18
2	White, Eloise	11	St Andrew's	35.05
3	Cartwright, Addison	11	Good Shepherd	34.76
4	O'Keefe, Lucia	10	Pelican Waters	34.44
5	Henderson, Ellie	11	Coolum Peregian	34.74
6	Truasheim, Aaliyah	11	Eumundi	35.04
7	Fogarty, Ciara	10	Maroochy River	35.09
8	Vinnicombe, Luci	11	Flinders Phoenix	35.62

**Heat 3 of 10 Finals Starts at 08:31 AM**

1	Candy, Grace	9	Coolum Peregian	36.88
2	Carlson, Stella	10	St Andrew's	36.60
3	Llewellyn, Bronte	9	Kawana Waters	36.33
4	Mallet, Maya	11	Kawana Waters	35.79
5	Hinckman, Sabelle	11	Flinders Phoenix	36.27
6	Roxburgh, Luca	10	Goodlife	36.53
7	Williams, Alexis	11	Bribie Island	36.79
8	McNaught, Grace	10	SC Grammar	36.90



2023 Nambour LC Transition Meet - 11/11/2023

Meet Program - Morning Junior Session

**Heat 4 Finals (#5 Girls 8-11 50 LC Meter Freestyle)**

1	Foreman, Mía	10	Flinders Phoenix	38.53	_____
2	Macfarlan, Emiko	10	Flinders Phoenix	37.58	_____
3	Williams, Ammara	11	Flinders Phoenix	37.51	_____
4	Piper, Holly	10	St Andrew's	37.00	_____
5	Dangerfield, Scarlett	11	Flinders Phoenix	37.48	_____
6	Tomlinson, Ivy	10	Nambour Piranhas	37.54	_____
7	Lund, Tara	11	Pelican Waters	37.77	_____
8	Lehmann, Roma	10	Kilkivan	38.62	_____

**Heat 5 of 10 Finals Starts at 08:33 AM**

1	Page, Ally	10	Patriots	40.31	_____
2	Philip, Indi	10	Pelican Waters	40.06	_____
3	Ellem, Hunta-Rose	11	Nambour Piranhas	39.88	_____
4	Kazamias, Paige	11	Nambour Piranhas	38.69	_____
5	Fourie, Dillan	11	Flinders Phoenix	39.42	_____
6	Nielsen, Daya	10	Good Shepherd	39.94	_____
7	van der Breggen, Eadie	10	Nambour Piranhas	40.20	_____
8	Steiner, Jessica	9	Bundaberg ST	40.39	_____

**Heat 6 of 10 Finals Starts at 08:34 AM**

1	Lehmann, Tilda	9	Kilkivan	42.90	_____
2	Little, Layla	10	Pelican Waters	41.49	_____
3	Bonnett, Brya	10	Nambour Piranhas	41.10	_____
4	Lewis, Millie	11	Flinders Phoenix	40.56	_____
5	Willmott, Aaliyah	10	Flinders Phoenix	40.85	_____
6	Hilton, Arcadia	9	TheLakesCollege	41.46	_____
7	Mulligan, Matilda	9	SC Grammar	41.77	_____
8	Jeffery, Rose	9	Good Shepherd	43.66	_____

**Heat 7 of 10 Finals Starts at 08:36 AM**

1	Spice, Claudia	11	Goodlife	46.31	_____
2	Antonio, Mya	11	Coolum Peregian	45.83	_____
3	Mauchline, Molly	11	Flinders Phoenix	44.71	_____
4	White, Caroline	9	St Andrew's	44.32	_____
5	Ahmed, Maram	11	Flinders Phoenix	44.71	_____
6	van den Hurk, Leah	8	Kawana Waters	45.58	_____
7	Perren, Luca	11	Nambour Piranhas	46.01	_____
8	Walton, Sophie	10	Maroochy River	46.82	_____

**Heat 8 of 10 Finals Starts at 08:37 AM**

1	Anderson, Ayva	8	Bribie Island	48.64	_____
2	Spice, Elka	8	Goodlife	48.46	_____
3	Watson, Kristin	8	Flinders Phoenix	47.80	_____
4	O'Brien, Layne	9	Nambour Piranhas	47.08	_____
5	Hatcher, Chloe	8	Flinders Phoenix	47.08	_____
6	Wiggett, Bella	9	Kilcoy	48.42	_____
7	Barlow, Mia	10	Flinders Phoenix	48.53	_____
8	Wallace, Kyla	10	Flinders Phoenix	48.91	_____

**Heat 9 of 10 Finals Starts at 08:38 AM**

1	Archbold, Ella	10	Nambour Piranhas	1:09.39	_____
2	Jarman, Charlotte	9	Kilcoy	1:04.22	_____
3	Lloyd, Bridie	8	Flinders Phoenix	58.12	_____
4	Meenhorst, Milla	11	Nambour Piranhas	49.72	_____
5	Harper, Ivanka	9	Good Shepherd	50.39	_____
6	Dangerfield, Taylor	8	Flinders Phoenix	1:00.65	_____
7	Ahmed, Lara	8	Flinders Phoenix	1:08.60	_____
8	Peill, Lucy	11	Nambour Piranhas	NT	_____

**Heat 10 of 10 Finals Starts at 08:40 AM**

1	Carey, Gemma	8	Goodlife	NT	_____
2	Dawson, Erin	9	Nambour Piranhas	NT	_____
3	Holmes-Fuenmayor, Haban	10	Bribie Island	NT	_____
4	Samaroo, Kate	11	Nambour Piranhas	NT	_____
5	Ward, Vi	11	Pelican Waters	NT	_____
6	Kunkel, Josephine	9	Nambour Piranhas	NT	_____
7	Saccoia, Rubi	9	Nambour Piranhas	NT	_____
8	Johnston, Sophie	8	Flinders Phoenix	NT	_____

**Event 6 Boys 8-11 50 LC Meter Freestyle**

Lane	Name	Age	Team	Seed Time
------	------	-----	------	-----------

**Heat 1 of 9 Finals Starts at 08:41 AM**

1	Huxley, Kyle	10	Pelican Waters	34.03	_____
2	Hart, Torren	11	Gympie Gold Fins	33.39	_____
3	Giles, Ethan	11	Gympie Gold Fins	33.10	_____
4	Schrader, Hunter	11	St Andrew's	32.30	_____
5	Kisby, Oscar	11	SC Grammar	32.61	_____
6	Briscoe, Tom	11	SC Grammar	33.21	_____
7	Read, Zavia	11	Pelican Waters	33.60	_____
8	Briggs, Beau	10	Goodlife	34.03	_____

**Heat 2 of 9 Finals Starts at 08:42 AM**

1	Gerrard, Luke	11	Pelican Waters	35.36	_____
2	Thom, Jameson	10	Flinders Phoenix	34.59	_____
3	Fedorenkov, Mark	9	Pelican Waters	34.44	_____
4	Briscoe, Owen	11	SC Grammar	34.36	_____
5	Nakalevu, Nathaniel	10	Maroochy River	34.41	_____
6	Lucht, Kobe	11	Coolum Peregian	34.51	_____
7	Jackson, Connor	11	Goodlife	34.77	_____
8	Busse, Jesse	11	Flinders Phoenix	35.86	_____

**Heat 3 of 9 Finals Starts at 08:43 AM**

1	Petty, Ryan	10	Coolum Peregian	36.75	_____
2	Skillen, Archer	11	Pelican Waters	36.35	_____
3	Probst, Jack	11	Pelican Waters	35.99	_____
4	Lambalk, Darcy	11	Flinders Phoenix	35.91	_____
5	Kriewaldt, Xavier	11	Ambrose Treacy	35.93	_____
6	Hatcher, Bryce	11	Flinders Phoenix	36.03	_____
7	D'Elboux, Ethan	11	Flinders Phoenix	36.40	_____
8	Alvarez, Gabe	11	Rackley ST	36.75	_____


**Heat 4 of 9 Finals Starts at 08:45 AM**

1	Hilton, Koah	11	TheLakesCollege	37.55	_____
2	Forrester, Vince	10	Ambrose Treacy	37.28	_____
3	Neil, James	11	Flinders Phoenix	37.04	_____
4	Williams, Ryder	11	Bribie Island	36.85	_____
5	Smith, Zach	10	Ambrose Treacy	36.99	_____
6	Thomsen, Mason	11	MtCrkMool'aba	37.08	_____
7	Fischer, Noah	10	Coolum Peregian	37.40	_____
8	Stephenson, Ty	10	Kawana Waters	37.69	_____

**Heat 5 of 9 Finals Starts at 08:46 AM**

1	Brady, Owen	11	Noosa	39.29	_____
2	Briscoe, Alex	9	SC Grammar	38.95	_____
3	Egan, Harrison	9	Maroochy River	38.41	_____
4	Vinnicombe, Byron	10	Flinders Phoenix	37.88	_____
5	Parsons, Tommy	11	Patriots	38.10	_____
6	Gromadzki, Zac	10	Ambrose Treacy	38.87	_____
7	Crisford, Jayden	11	SC Grammar	39.11	_____
8	Cordingley, Archie	10	Pelican Waters	39.60	_____





2023 Nambour LC Transition Meet - 11/11/2023

Meet Program - Morning Junior Session

**Heat 6 Finals (#6 Boys 8-11 50 LC Meter Freestyle)**

1	Close, Elliot	11	Flinders Phoenix	41.12	_____
2	Small, Cooper	10	Pelican Waters	40.64	_____
3	Young, Audrich	8	Flinders Phoenix	40.50	_____
4	Wallace, Kade	9	Flinders Phoenix	39.77	_____
5	Wiltshire, Lawson	10	Flinders Phoenix	40.33	_____
6	Mealing, Kye	9	Goodlife	40.50	_____
7	Darcey, Rani	11	Pelican Waters	41.06	_____
8	Jeffery, Rocco	9	Good Shepherd	41.13	_____

**Heat 7 of 9 Finals Starts at 08:48 AM**

1	Jonson, Mitchell	10	Flinders Phoenix	45.51	_____
2	Salisbury, Owen	8	Flinders Phoenix	43.98	_____
3	Westwood, Xavier	8	Flinders Phoenix	42.78	_____
4	Coleman, Kade	8	Pelican Waters	41.72	_____
5	Sutherland, Jack	10	Flinders Phoenix	42.06	_____
6	Mackie, Asher	10	Maroochy River	43.78	_____
7	Piper, Ned	8	St Andrew's	44.17	_____
8	Salisbury, Angus	11	Flinders Phoenix	45.82	_____

**Heat 8 of 9 Finals Starts at 08:49 AM**

1	Rennex, Fletcher	9	Nambour Piranhas	59.35	_____
2	Jacenko, JJ or Jayden	10	Flinders Phoenix	48.63	_____
3	Naylor, Deacon	8	Flinders Phoenix	47.63	_____
4	Hinds, Aiden	10	Goodlife	45.89	_____
5	Fruscalzo, James	8	Nambour Piranhas	47.06	_____
6	Rose, Duncan	9	Flinders Phoenix	47.77	_____
7	Gribble, Bae	8	SC Grammar	52.91	_____
8	Holahan, Huxley	11	Maroochy River	NT	_____

**Heat 9 of 9 Finals Starts at 08:51 AM**

1					_____
2					_____
3	McDonnell, Hayden	10	Nambour Piranhas	NT	_____
4	Sarsfield, Cooper	11	Pelican Waters	NT	_____
5	Wolfert, Riley	11	Nambour Piranhas	NT	_____
6	Carey, Sarah	10	Goodlife	NT	_____
7					_____
8					_____

**Event 7 Girls 8-11 100 LC Meter Backstroke**

Lane	Name	Age	Team	Seed Time	
<b>Heat 1 of 3 Finals Starts at 08:52 AM</b>					
1	Llewellyn, Bronte	9	Kawana Waters	1:41.71	_____
2	Downing, Alex	9	SC Grammar	1:37.72	_____
3	Truasheim, Aaliyah	11	Eumundi	1:36.88	_____
4	Duggan, Skye	11	Gympie Gold Fins	1:24.10	_____
5	Phillips, Harley	11	Flinders Phoenix	1:27.98	_____
6	Dangerfield, Scarlett	11	Flinders Phoenix	1:37.39	_____
7	Carlson, Stella	10	St Andrew's	1:38.60	_____
8	Vinnicombe, Luci	11	Flinders Phoenix	1:42.91	_____

**Heat 2 of 3 Finals Starts at 08:55 AM**

1					_____
2	Lehmann, Roma	10	Kilkivan	1:52.91	_____
3	Sparling, Lucy	11	St Andrew's	1:51.02	_____
4	Bonnett, Brya	10	Nambour Piranhas	1:46.37	_____
5	Steiner, Jessica	9	Bundaberg ST	1:49.22	_____
6	Nielsen, Daya	10	Good Shepherd	1:52.77	_____
7	Brittain, Patricia	9	Goodlife	1:55.63	_____
8					_____

**Heat 3 of 3 Finals Starts at 08:57 AM**

1					_____
2					_____
3	Watson, Kristin	8	Flinders Phoenix	2:10.36	_____
4	Foreman, Mia	10	Flinders Phoenix	2:00.45	_____
5	Lloyd, Bridie	8	Flinders Phoenix	2:10.11	_____
6					_____
7					_____
8					_____

**Event 8 Boys 8-11 100 LC Meter Backstroke**

Lane	Name	Age	Team	Seed Time	
<b>Heat 1 of 3 Finals Starts at 09:00 AM</b>					
1	Hart, Torren	11	Gympie Gold Fins	1:32.29	_____
2	Lucht, Kobe	11	Coolum Peregian	1:31.65	_____
3	Hatcher, Bryce	11	Flinders Phoenix	1:27.74	_____
4	Giles, Ethan	11	Gympie Gold Fins	1:21.83	_____
5	Nakalevu, Nathaniel	10	Maroochy River	1:22.44	_____
6	Thom, Jameson	10	Flinders Phoenix	1:27.82	_____
7	Merenkov, Daniel	9	Kawana Waters	1:32.03	_____
8	Briggs, Beau	10	Goodlife	1:32.70	_____

**Heat 2 of 3 Finals Starts at 09:03 AM**


1	Gromadzki, Zac	10	Ambrose Treacy	1:55.65	_____
2	Salisbury, Angus	11	Flinders Phoenix	1:46.17	_____
3	Briscoe, Owen	11	SC Grammar	1:36.43	_____
4	Jackson, Connor	11	Goodlife	1:33.66	_____
5	Busse, Jesse	11	Flinders Phoenix	1:36.08	_____
6	Sutherland, Jack	10	Flinders Phoenix	1:42.95	_____
7	Salisbury, Owen	8	Flinders Phoenix	1:52.48	_____
8	Naylor, Deacon	8	Flinders Phoenix	1:57.82	_____

**Heat 3 of 3 Finals Starts at 09:05 AM**

1	Jeffery, Rocco	9	Good Shepherd	NT	_____
2	Wiltshire, Lawson	10	Flinders Phoenix	NT	_____
3	Probst, Jack	11	Pelican Waters	NT	_____
4	Young, Audrich	8	Flinders Phoenix	1:59.41	_____
5	Hinds, Aiden	10	Goodlife	2:06.41	_____
6	Thomsen, Mason	11	MtCrikMool'aba	NT	_____
7	Jonson, Mitchell	10	Flinders Phoenix	NT	_____
8	Westwood, Xavier	8	Flinders Phoenix	NT	_____

**Event 9 Girls 4-7 25 LC Meter Breaststroke**

Lane	Name	Age	Team	Seed Time	
<b>Heat 1 of 1 Finals Starts at 09:08 AM</b>					
1	Fischer, Indie	7	Coolum Peregian	40.00	_____
2	Cassidy, Eden	7	Flinders Phoenix	38.50	_____
3	Harper, Antea	7	Good Shepherd	34.35	_____
4	Hinckman, Lilliana	7	Flinders Phoenix	27.59	_____
5	Bourne, Ayla	7	Gympie Gold Fins	32.67	_____
6	Giles, Ester	6	Gympie Gold Fins	38.25	_____
7	Barlow, Zoe	7	Flinders Phoenix	38.81	_____
8					_____



2023 Nambour LC Transition Meet - 11/11/2023

Meet Program - Morning Junior Session

**Event 10 Boys 4-7 25 LC Meter Breaststroke**

Lane	Name	Age	Team	Seed Time
<b>Heat 1 of 1 Finals Starts at 09:09 AM</b>				
1	Hilton, Mylo	7	TheLakesCollege	NT
2	Ellison, Braxton	7	Kilkivan	44.02
3	Pratten, Cole	7	Kilcoy	35.49
4	Steiner, Lukas	7	Bundaberg ST	33.34
5	Little, Leo	6	Pelican Waters	34.88
6	Adams, Jack	7	SC Grammar	38.86
7	Carey, Sarah	6	Goodlife	46.26
8				

**Event 11 Girls 8-11 50 LC Meter Breaststroke**

Lane	Name	Age	Team	Seed Time
<b>Heat 1 of 10 Finals Starts at 09:11 AM</b>				
1	Vivian, Lilah	11	St Andrew's	46.79
2	Young, Auriel	11	Flinders Phoenix	45.38
3	Cartwright, Addison	11	Good Shepherd	43.69
4	Hincksman, Sabelle	11	Flinders Phoenix	43.48
5	Dangerfield, Scarlett	11	Flinders Phoenix	43.51
6	Phillips, Harley	11	Flinders Phoenix	44.97
7	Adams, Gracie	11	SC Grammar	46.12
8	Fogarty, Ciara	10	Maroochy River	46.98
<b>Heat 2 of 10 Finals Starts at 09:12 AM</b>				
1	Vinnicombe, Luci	11	Flinders Phoenix	48.53
2	Clark, Elsie	9	Pelican Waters	48.07
3	Johnston, Ena	11	Goodlife	47.84
4	Nielsen, Daya	10	Good Shepherd	47.06
5	Sparling, Lucy	11	St Andrew's	47.71
6	Duggan, Skye	11	Gympie Gold Fins	47.91
7	Mallet, Maya	11	Kawana Waters	48.35
8	McNaught, Grace	10	SC Grammar	48.71
<b>Heat 3 of 10 Finals Starts at 09:13 AM</b>				
1	O'Keefe, Lucia	10	Pelican Waters	51.43
2	Piper, Holly	10	St Andrew's	51.01
3	Truasheim, Aaliyah	11	Eumundi	50.67
4	White, Eloise	11	St Andrew's	50.61
5	Kazamias, Paige	11	Nambour Piranhas	50.64
6	Henderson, Ellie	11	Coolum Peregian	50.88
7	Carlson, Stella	10	St Andrew's	51.18
8	Roxburgh, Luca	10	Goodlife	51.47
<b>Heat 4 of 10 Finals Starts at 09:15 AM</b>				
1	Olson, Emma	11	SC Grammar	53.59
2	Downing, Alex	9	SC Grammar	53.35
3	Lund, Tara	11	Pelican Waters	53.10
4	Williams, Ammara	11	Flinders Phoenix	52.34
5	Hilton, Arcadia	9	TheLakesCollege	52.68
6	Williams, Alexis	11	Bribie Island	53.27
7	Brittain, Patricia	9	Goodlife	53.50
8	Willmott, Aaliyah	10	Flinders Phoenix	53.92
<b>Heat 5 of 10 Finals Starts at 09:16 AM</b>				
1	van den Hurk, Leah	8	Kawana Waters	55.59
2	Lewis, Millie	11	Flinders Phoenix	55.39
3	Page, Ally	10	Patriots	54.77
4	Foreman, Mia	10	Flinders Phoenix	54.03
5	Candy, Grace	9	Coolum Peregian	54.35
6	Harland, Emily	10	Goodlife	54.96
7	Tomlinson, Ivy	10	Nambour Piranhas	55.43
8	Mauchline, Molly	11	Flinders Phoenix	55.82

**Heat 6 of 10 Finals Starts at 09:17 AM**

1	Lehmann, Roma	10	Kilkivan	57.38
2	Philip, Indi	10	Pelican Waters	57.04
3	Hatcher, Chloe	8	Flinders Phoenix	56.31
4	Little, Layla	10	Pelican Waters	56.11
5	Steiner, Jessica	9	Bundaberg ST	56.25
6	Macfarlan, Emiko	10	Flinders Phoenix	56.44
7	Harper, Ivanka	9	Good Shepherd	57.29
8	van der Breggen, Eadie	10	Nambour Piranhas	58.50

**Heat 7 of 10 Finals Starts at 09:19 AM**

1	Antonio, Mya	11	Coolum Peregian	1:01.75
2	Spice, Claudia	11	Goodlife	1:00.66
3	Jeffery, Rose	9	Good Shepherd	59.92
4	Mulligan, Matilda	9	SC Grammar	58.83
5	Lehmann, Tilda	9	Kilkivan	59.01
6	Ellem, Hunta-Rose	11	Nambour Piranhas	1:00.64
7	Meenhorst, Milla	11	Nambour Piranhas	1:01.32
8	Watson, Kristin	8	Flinders Phoenix	1:02.35

**Heat 8 of 10 Finals Starts at 09:20 AM**

1	Barlow, Mia	10	Flinders Phoenix	1:09.36
2	Page, Macie	8	Patriots	1:05.55
3	Johnston, Sophie	8	Flinders Phoenix	1:02.92
4	White, Caroline	9	St Andrew's	1:02.60
5	Spice, Elka	8	Goodlife	1:02.87
6	Walton, Sophie	10	Maroochy River	1:04.05
7	Anderson, Ayva	8	Bribie Island	1:08.16
8	O'Brien, Layne	9	Nambour Piranhas	1:11.39

**Heat 9 of 10 Finals Starts at 09:22 AM**


1	Lloyd, Bridie	8	Flinders Phoenix	1:27.55
2	Wiggett, Bella	9	Kilcoy	1:23.40
3	Perren, Luca	11	Nambour Piranhas	1:17.35
4	Dangerfield, Taylor	8	Flinders Phoenix	1:12.74
5	Wallace, Kyla	10	Flinders Phoenix	1:15.06
6	Jarman, Charlotte	9	Kilcoy	1:20.61
7	Archbold, Ella	10	Nambour Piranhas	1:27.21
8	Peill, Lucy	11	Nambour Piranhas	1:28.97

**Heat 10 of 10 Finals Starts at 09:24 AM**

1	Carey, Gemma	8	Goodlife	NT
2	Saccoia, Rubi	9	Nambour Piranhas	NT
3	Holmes-Fuenmayor, Haban	10	Bribie Island	NT
4	Ward, Vi	11	Pelican Waters	NT
5	Samaroo, Kate	11	Nambour Piranhas	NT
6	Dawson, Erin	9	Nambour Piranhas	NT
7	Kunkel, Josephine	9	Nambour Piranhas	NT
8				

**Event 12 Boys 8-11 50 LC Meter Breaststroke**

Lane	Name	Age	Team	Seed Time
<b>Heat 1 of 7 Finals Starts at 09:26 AM</b>				
1	Stephenson, Ty	10	Kawana Waters	48.80
2	Petty, Ryan	10	Coolum Peregian	46.94
3	Huxley, Kyle	10	Pelican Waters	42.95
4	Schrader, Hunter	11	St Andrew's	39.52
5	Briggs, Beau	10	Goodlife	41.59
6	Fedorenkov, Mark	9	Pelican Waters	44.54
7	Darcey, Rani	11	Pelican Waters	47.90
8	Probst, Jack	11	Pelican Waters	50.19



2023 Nambour LC Transition Meet - 11/11/2023  
Meet Program - Morning Junior Session

**Heat 2 Finals (#12 Boys 8-11 50 LC Meter Breaststroke)**

1	Smith, Zach	10	Ambrose Treacy	52.20	_____
2	Skillen, Archer	11	Pelican Waters	51.69	_____
3	Merenkov, Daniel	9	Kawana Waters	50.77	_____
4	Giles, Ethan	11	Gympie Gold Fins	50.21	_____
5	Neil, James	11	Flinders Phoenix	50.34	_____
6	Hart, Torren	11	Gympie Gold Fins	50.90	_____
7	Sutherland, Jack	10	Flinders Phoenix	51.84	_____
8	D'Elboux, Ethan	11	Flinders Phoenix	52.34	_____

**Heat 3 of 7 Finals Starts at 09:28 AM**

1	Vinmicombe, Byron	10	Flinders Phoenix	54.76	_____
2	Gerrard, Luke	11	Pelican Waters	54.23	_____
3	Jeffery, Rocco	9	Good Shepherd	53.37	_____
4	Briscoe, Tom	11	SC Grammar	52.56	_____
5	Mealing, Kye	9	Goodlife	53.09	_____
6	Crisford, Jayden	11	SC Grammar	53.49	_____
7	Williams, Ryder	11	Bribie Island	54.38	_____
8	Forrester, Vince	10	Ambrose Treacy	55.00	_____

**Heat 4 of 7 Finals Starts at 09:30 AM**

1	Egan, Harrison	9	Maroochy River	57.31	_____
2	Close, Elliot	11	Flinders Phoenix	56.87	_____
3	Briscoe, Owen	11	SC Grammar	56.27	_____
4	Young, Audrich	8	Flinders Phoenix	55.59	_____
5	Lucht, Kobe	11	Coolum Peregian	56.21	_____
6	Salisbury, Owen	8	Flinders Phoenix	56.83	_____
7	Hinds, Aiden	10	Goodlife	56.91	_____
8	Busse, Jesse	11	Flinders Phoenix	57.43	_____

**Heat 5 of 7 Finals Starts at 09:31 AM**

1	Gromadzki, Zac	10	Ambrose Treacy	1:01.12	_____
2	Small, Cooper	10	Pelican Waters	59.57	_____
3	Alvarez, Gabe	11	Rackley ST	58.04	_____
4	Fischer, Noah	10	Coolum Peregian	58.02	_____
5	Wallace, Kade	9	Flinders Phoenix	58.02	_____
6	Wiltshire, Lawson	10	Flinders Phoenix	58.73	_____
7	Kriewaldt, Xavier	11	Ambrose Treacy	1:00.39	_____
8	Briscoe, Alex	9	SC Grammar	1:01.29	_____

**Heat 6 of 7 Finals Starts at 09:33 AM**

1	Rose, Duncan	9	Flinders Phoenix	1:08.84	_____
2	Naylor, Deacon	8	Flinders Phoenix	1:07.10	_____
3	Coleman, Kade	8	Pelican Waters	1:05.44	_____
4	Parsons, Tommy	11	Patriots	1:02.23	_____
5	Fruscalzo, James	8	Nambour Piranhas	1:03.58	_____
6	Salisbury, Angus	11	Flinders Phoenix	1:06.11	_____
7	Jacenko, JJ or Jayden	10	Flinders Phoenix	1:07.57	_____
8	Mackie, Asher	10	Maroochy River	1:14.45	_____

**Heat 7 of 7 Finals Starts at 09:34 AM**

1	McDonnell, Hayden	10	Nambour Piranhas	NT	_____
2	Brady, Owen	11	Noosa	NT	_____
3	Wighton, Jackson	11	Nambour Piranhas	NT	_____
4	Jonson, Mitchell	10	Flinders Phoenix	1:16.42	_____
5	Gribble, Bae	8	SC Grammar	1:24.30	_____
6	Sarsfield, Cooper	11	Pelican Waters	NT	_____
7	Carey, Sarah	10	Goodlife	NT	_____
8					_____

**Event 13 Girls 8-11 100 LC Meter Butterfly**

Lane	Name	Age	Team	Seed Time
<b>Heat 1 of 1 Finals Starts at 09:36 AM</b>				
1				
2	Steiner, Jessica	9	Bundaberg ST	2:16.64
3	Nielsen, Daya	10	Good Shepherd	1:50.56
4	O'Keefe, Lucia	10	Pelican Waters	1:31.02
5	Olson, Emma	11	SC Grammar	1:41.84
6	Macfarlan, Emiko	10	Flinders Phoenix	2:01.95
7				
8				

**Event 14 Boys 8-11 100 LC Meter Butterfly**

Lane	Name	Age	Team	Seed Time
<b>Heat 1 of 2 Finals Starts at 09:39 AM</b>				
1				
2	Merenkov, Daniel	9	Kawana Waters	1:40.16
3	Briscoe, Tom	11	SC Grammar	1:32.37
4	Huxley, Kyle	10	Pelican Waters	1:20.91
5	Giles, Ethan	11	Gympie Gold Fins	1:23.97
6	Nakalevu, Nathaniel	10	Maroochy River	1:36.59
7	Lambalk, Darcy	11	Flinders Phoenix	1:43.56
8				

**Heat 2 of 2 Finals Starts at 09:41 AM**

1				
2				
3	Hinds, Aiden	10	Goodlife	NT
4	Thom, Jameson	10	Flinders Phoenix	2:02.93
5	Young, Audrich	8	Flinders Phoenix	2:05.23
6				
7				
8				


**Event 15 Girls 4-7 25 LC Meter Backstroke**

Lane	Name	Age	Team	Seed Time
<b>Heat 1 of 1 Finals Starts at 09:44 AM</b>				
1	Giles, Ester	6	Gympie Gold Fins	40.11
2	Cassidy, Eden	7	Flinders Phoenix	32.09
3	Barlow, Zoe	7	Flinders Phoenix	29.17
4	Hincksman, Lilliana	7	Flinders Phoenix	25.44
5	Fischer, Indie	7	Coolum Peregian	28.94
6	Bourne, Ayla	7	Gympie Gold Fins	31.54
7	Harper, Antea	7	Good Shepherd	32.26
8				

**Event 16 Boys 4-7 25 LC Meter Backstroke**

Lane	Name	Age	Team	Seed Time
<b>Heat 1 of 1 Finals Starts at 09:45 AM</b>				
1	Hilton, Mylo	7	TheLakesCollege	NT
2	Pratten, Cole	7	Kilcoy	39.53
3	Little, Leo	6	Pelican Waters	36.51
4	Steiner, Lukas	7	Bundaberg ST	28.82
5	Carey, Sarah	6	Goodlife	32.07
6	Adams, Jack	7	SC Grammar	39.25
7	Ellison, Braxton	7	Kilkivan	41.77
8				





**2023 Nambour LC Transition Meet - 11/11/2023  
Meet Program - Morning Junior Session**

**Event 17 Girls 8-11 50 LC Meter Backstroke**

**Lane Name Age Team Seed Time**

**Heat 1 of 10 Finals Starts at 09:47 AM**

1	Johnston, Ena	11	Goodlife	41.79	_____
2	Olson, Emma	11	SC Grammar	41.02	_____
3	Phillips, Harley	11	Flinders Phoenix	39.02	_____
4	Duggan, Skye	11	Gympie Gold Fins	38.37	_____
5	Adams, Gracie	11	SC Grammar	38.75	_____
6	Clark, Elsie	9	Pelican Waters	39.40	_____
7	Sparling, Lucy	11	St Andrew's	41.23	_____
8	O'Keefe, Lucia	10	Pelican Waters	42.49	_____

**Heat 2 of 10 Finals Starts at 09:48 AM**

1	White, Eloise	11	St Andrew's	43.83	_____
2	Cartwright, Addison	11	Good Shepherd	43.61	_____
3	Harland, Emily	10	Goodlife	43.09	_____
4	Vivian, Lilah	11	St Andrew's	42.97	_____
5	Henderson, Ellie	11	Coolum Peregian	43.01	_____
6	Fogarty, Ciara	10	Maroochy River	43.26	_____
7	Downing, Alex	9	SC Grammar	43.77	_____
8	Carlson, Stella	10	St Andrew's	44.14	_____

**Heat 3 of 10 Finals Starts at 09:50 AM**

1	Lund, Tara	11	Pelican Waters	46.65	_____
2	Mallet, Maya	11	Kawana Waters	45.97	_____
3	Foreman, Mia	10	Flinders Phoenix	45.43	_____
4	Roxburgh, Luca	10	Goodlife	44.38	_____
5	McNaught, Grace	10	SC Grammar	44.97	_____
6	Candy, Grace	9	Coolum Peregian	45.75	_____
7	Williams, Alexis	11	Bribie Island	46.11	_____
8	Tomlinson, Ivy	10	Nambour Piranhas	47.95	_____

**Heat 4 of 10 Finals Starts at 09:51 AM**

1	Philip, Indi	10	Pelican Waters	50.55	_____
2	Willmott, Aaliyah	10	Flinders Phoenix	48.80	_____
3	Little, Layla	10	Pelican Waters	48.33	_____
4	Fourie, Dillan	11	Flinders Phoenix	47.96	_____
5	Williams, Ammara	11	Flinders Phoenix	48.19	_____
6	Nielsen, Daya	10	Good Shepherd	48.63	_____
7	Steiner, Jessica	9	Bundaberg ST	49.56	_____
8	Macfarlan, Emiko	10	Flinders Phoenix	50.80	_____

**Heat 5 of 10 Finals Starts at 09:53 AM**

1	Lehmann, Roma	10	Kilkivan	52.33	_____
2	van den Hurk, Leah	8	Kawana Waters	51.41	_____
3	Bonnett, Brya	10	Nambour Piranhas	51.09	_____
4	Page, Ally	10	Patriots	50.87	_____
5	Brittain, Patricia	9	Goodlife	50.88	_____
6	Lewis, Millie	11	Flinders Phoenix	51.26	_____
7	Mulligan, Matilda	9	SC Grammar	52.28	_____
8	Kazamias, Paige	11	Nambour Piranhas	52.39	_____

**Heat 6 of 10 Finals Starts at 09:55 AM**

1	Barlow, Mia	10	Flinders Phoenix	55.57	_____
2	Mauchline, Molly	11	Flinders Phoenix	54.97	_____
3	Spice, Claudia	11	Goodlife	53.44	_____
4	Hilton, Arcadia	9	TheLakesCollege	52.96	_____
5	Ahmed, Maram	11	Flinders Phoenix	53.08	_____
6	Ellem, Hunta-Rose	11	Nambour Piranhas	53.97	_____
7	Lloyd, Bridie	8	Flinders Phoenix	55.48	_____
8	White, Caroline	9	St Andrew's	57.17	_____

**Heat 7 of 10 Finals Starts at 09:56 AM**

1	Wiggett, Bella	9	Kilcoy	59.34	_____
2	Harper, Ivanka	9	Good Shepherd	58.62	_____
3	Spilling, Kira	8	Pelican Waters	58.22	_____
4	Spice, Elka	8	Goodlife	57.57	_____
5	Meenhorst, Milla	11	Nambour Piranhas	58.09	_____
6	Lehmann, Tilda	9	Kilkivan	58.40	_____
7	Watson, Kristin	8	Flinders Phoenix	59.15	_____
8	Hatcher, Chloe	8	Flinders Phoenix	59.67	_____

**Heat 8 of 10 Finals Starts at 09:58 AM**

1	Wallace, Kyla	10	Flinders Phoenix	1:05.01	_____
2	O'Brien, Layne	9	Nambour Piranhas	1:01.68	_____
3	Antonio, Mya	11	Coolum Peregian	1:00.83	_____
4	Page, Macie	8	Patriots	1:00.07	_____
5	Anderson, Ayva	8	Bribie Island	1:00.63	_____
6	Perren, Luca	11	Nambour Piranhas	1:01.34	_____
7	Walton, Sophie	10	Maroochy River	1:02.43	_____
8	Jarman, Charlotte	9	Kilcoy	1:06.77	_____

**Heat 9 of 10 Finals Starts at 10:00 AM**

1	Kunkel, Josephine	9	Nambour Piranhas	NT	_____
2	Ward, Vi	11	Pelican Waters	NT	_____
3	Archbold, Ella	10	Nambour Piranhas	1:22.21	_____
4	Ahmed, Lara	8	Flinders Phoenix	1:13.30	_____
5	Dangerfield, Taylor	8	Flinders Phoenix	1:16.55	_____
6	Samaroo, Kate	11	Nambour Piranhas	NT	_____
7	Holmes-Fuenmayor, Haban	10	Bribie Island	NT	_____
8					_____

**Heat 10 of 10 Finals Starts at 10:02 AM**

1					_____
2					_____
3	Johnston, Sophie	8	Flinders Phoenix	NT	_____
4	Saccoia, Rubi	9	Nambour Piranhas	NT	_____
5	Carey, Gemma	8	Goodlife	NT	_____
6					_____
7					_____
8					_____

**Event 18 Boys 8-11 50 LC Meter Backstroke**


**Lane Name Age Team Seed Time**

**Heat 1 of 8 Finals Starts at 10:04 AM**

1	Huxley, Kyle	10	Pelican Waters	41.27	_____
2	Briscoe, Tom	11	SC Grammar	40.46	_____
3	Jackson, Connor	11	Goodlife	39.79	_____
4	Giles, Ethan	11	Gympie Gold Fins	37.19	_____
5	Nakalevu, Nathaniel	10	Maroochy River	37.95	_____
6	Thom, Jameson	10	Flinders Phoenix	40.22	_____
7	Hatcher, Bryce	11	Flinders Phoenix	41.25	_____
8	Skillen, Archer	11	Pelican Waters	41.52	_____

**Heat 2 of 8 Finals Starts at 10:05 AM**

1	Merenkov, Daniel	9	Kawana Waters	43.40	_____
2	Lucht, Kobe	11	Coolum Peregian	43.04	_____
3	Read, Zavia	11	Pelican Waters	42.28	_____
4	Schrader, Hunter	11	St Andrew's	41.81	_____
5	Briggs, Beau	10	Goodlife	42.10	_____
6	Hart, Torren	11	Gympie Gold Fins	43.01	_____
7	Briscoe, Owen	11	SC Grammar	43.29	_____
8	Busse, Jesse	11	Flinders Phoenix	43.71	_____




2023 Nambour LC Transition Meet - 11/11/2023

Meet Program - Morning Junior Session

Heat 3 Finals (#18 Boys 8-11 50 LC Meter Backstroke)			
1	Gerrard, Luke	11 Pelican Waters	46.21
2	Olsson, Alexander	11 Good Shepherd	45.73
3	Egan, Harrison	9 Maroochy River	45.43
4	D'Elboux, Ethan	11 Flinders Phoenix	44.20
5	Stephenson, Ty	10 Kawana Waters	45.08
6	Probst, Jack	11 Pelican Waters	45.67
7	Jeffery, Rocco	9 Good Shepherd	46.16
8	Hilton, Koah	11 TheLakesCollege	46.61
Heat 4 of 8 Finals Starts at 10:08 AM			
1	Alvarez, Gabe	11 Rackley ST	48.47
2	Vinnicombe, Byron	10 Flinders Phoenix	47.85
3	Fedorenkov, Mark	9 Pelican Waters	47.65
4	Petty, Ryan	10 Coolum Peregian	47.43
5	Gromadzki, Zac	10 Ambrose Treacy	47.46
6	Smith, Zach	10 Ambrose Treacy	47.77
7	Kriewaldt, Xavier	11 Ambrose Treacy	47.89
8	Salisbury, Owen	8 Flinders Phoenix	48.60
Heat 5 of 8 Finals Starts at 10:10 AM			
1	Sutherland, Jack	10 Flinders Phoenix	51.63
2	Small, Cooper	10 Pelican Waters	51.39
3	Brady, Owen	11 Noosa	49.65
4	Thomsen, Mason	11 MtCrkMool'aba	49.13
5	Wallace, Kade	9 Flinders Phoenix	49.41
6	Crisford, Jayden	11 SC Grammar	50.20
7	Parsons, Tommy	11 Patriots	51.43
8	Mealing, Kye	9 Goodlife	51.66
Heat 6 of 8 Finals Starts at 10:11 AM			
1	Naylor, Deacon	8 Flinders Phoenix	53.22
2	Forrester, Vince	10 Ambrose Treacy	52.79
3	Darcey, Rani	11 Pelican Waters	52.29
4	Fischer, Noah	10 Coolum Peregian	51.75
5	Salisbury, Angus	11 Flinders Phoenix	51.92
6	Young, Audrich	8 Flinders Phoenix	52.60
7	Close, Elliot	11 Flinders Phoenix	53.02
8	Mackie, Asher	10 Maroochy River	53.88
Heat 7 of 8 Finals Starts at 10:13 AM			
1	Rennex, Fletcher	9 Nambour Piranhas	1:03.10
2	Gribble, Bae	8 SC Grammar	1:00.16
3	Piper, Ned	8 St Andrew's	55.56
4	Rose, Duncan	9 Flinders Phoenix	54.28
5	Coleman, Kade	8 Pelican Waters	54.48
6	Hinds, Aiden	10 Goodlife	55.73
7	Jacenko, JJ or Jayden	10 Flinders Phoenix	1:00.82
8	Fruscalzo, James	8 Nambour Piranhas	1:08.01
Heat 8 of 8 Finals Starts at 10:15 AM			
1			
2			
3	Carey, Sarah	10 Goodlife	NT
4	Holahan, Huxley	11 Maroochy River	NT
5	Sarsfield, Cooper	11 Pelican Waters	NT
6	McDonnell, Hayden	10 Nambour Piranhas	NT
7			
8			

Event 19 Girls 8-11 100 LC Meter Breaststroke				
Lane	Name	Age	Team	Seed Time
Heat 1 of 4 Finals Starts at 10:16 AM				
1	Nielsen, Daya	10	Good Shepherd	1:45.44
2	Fogarty, Ciara	10	Maroochy River	1:43.67
3	Hincksman, Sabelle	11	Flinders Phoenix	1:37.21
4	Dangerfield, Scarlett	11	Flinders Phoenix	1:36.36
5	Cartwright, Addison	11	Good Shepherd	1:36.63
6	Young, Auriel	11	Flinders Phoenix	1:39.17
7	Vivian, Lilah	11	St Andrew's	1:44.15
8	Vinnicombe, Luci	11	Flinders Phoenix	1:51.41
Heat 2 of 4 Finals Starts at 10:19 AM				
1	Willmott, Aaliyah	10	Flinders Phoenix	2:05.30
2	Little, Layla	10	Pelican Waters	2:00.14
3	McNaught, Grace	10	SC Grammar	1:58.94
4	Kazamias, Paige	11	Nambour Piranhas	1:52.03
5	Lund, Tara	11	Pelican Waters	1:54.38
6	Bonnett, Brya	10	Nambour Piranhas	1:59.92
7	Hilton, Arcadia	9	TheLakesCollege	2:04.85
8	Spice, Claudia	11	Goodlife	2:08.19
Heat 3 of 4 Finals Starts at 10:21 AM				
1	Ahmed, Maram	11	Flinders Phoenix	NT
2	Brittain, Patricia	9	Goodlife	2:18.99
3	Lehmann, Roma	10	Kilkivan	2:10.21
4	Hatcher, Chloe	8	Flinders Phoenix	2:08.52
5	Llewellyn, Bronte	9	Kawana Waters	2:09.83
6	Steiner, Jessica	9	Bundaberg ST	2:10.91
7	Walton, Sophie	10	Maroochy River	2:30.36
8	Antonio, Mya	11	Coolum Peregian	NT
Heat 4 of 4 Finals Starts at 10:24 AM				
1	Dangerfield, Taylor	8	Flinders Phoenix	NT
2	van den Hurk, Leah	8	Kawana Waters	NT
3	Saccoia, Rubi	9	Nambour Piranhas	NT
4	Harper, Ivanka	9	Good Shepherd	NT
5	Jeffery, Rose	9	Good Shepherd	NT
6	Page, Macie	8	Patriots	NT
7	Johnston, Sophie	8	Flinders Phoenix	NT
8	Watson, Kristin	8	Flinders Phoenix	NT
Event 20 Boys 8-11 100 LC Meter Breaststroke				
Lane	Name	Age	Team	Seed Time
Heat 1 of 3 Finals Starts at 10:27 AM				
1	Giles, Ethan	11	Gympie Gold Fins	1:51.76
2	Stephenson, Ty	10	Kawana Waters	1:47.91
3	Fedorenkov, Mark	9	Pelican Waters	1:39.44
4	Schrader, Hunter	11	St Andrew's	1:29.07
5	Briggs, Beau	10	Goodlife	1:32.48
6	Petty, Ryan	10	Coolum Peregian	1:41.36
7	Darcey, Rani	11	Pelican Waters	1:51.43
8	Merenkov, Daniel	9	Kawana Waters	1:52.09
Heat 2 of 3 Finals Starts at 10:29 AM				
1	Vinnicombe, Byron	10	Flinders Phoenix	2:26.59
2	Fischer, Noah	10	Coolum Peregian	2:10.19
3	Small, Cooper	10	Pelican Waters	2:06.01
4	Williams, Ryder	11	Bribie Island	2:00.93
5	Hinds, Aiden	10	Goodlife	2:03.99
6	Hatcher, Bryce	11	Flinders Phoenix	2:06.33
7	Young, Audrich	8	Flinders Phoenix	2:24.00
8	Sarsfield, Cooper	11	Pelican Waters	NT





2023 Nambour LC Transition Meet - 11/11/2023

Meet Program - Morning Junior Session

Heat 3 Finals (#20 Boys 8-11 100 LC Meter Breaststroke)

1				
2	Piper, Ned	8	St Andrew's	NT
3	Rose, Duncan	9	Flinders Phoenix	NT
4	McDonnell, Hayden	10	Nambour Piranhas	NT
5	Jeffery, Rocco	9	Good Shepherd	NT
6	Westwood, Xavier	8	Flinders Phoenix	NT
7				
8				

Event 21 Girls 4-7 25 LC Meter Butterfly

Lane	Name	Age	Team	Seed Time
------	------	-----	------	-----------

Heat 1 of 1 Finals Starts at 10:34 AM

1				
2	Giles, Ester	6	Gympie Gold Fins	38.70
3	Barlow, Zoe	7	Flinders Phoenix	34.19
4	Hincksman, Lilliana	7	Flinders Phoenix	28.84
5	Bourme, Ayla	7	Gympie Gold Fins	30.57
6	Harper, Antea	7	Good Shepherd	37.41
7	Cassidy, Eden	7	Flinders Phoenix	NT
8				

Event 22 Boys 4-7 25 LC Meter Butterfly

Lane	Name	Age	Team	Seed Time
------	------	-----	------	-----------

Heat 1 of 1 Finals Starts at 10:36 AM

1				
2				
3	Pratten, Cole	7	Kilcoy	41.90
4	Steiner, Lukas	7	Bundaberg ST	29.40
5	Little, Leo	6	Pelican Waters	34.74
6	Hilton, Mylo	7	TheLakesCollege	NT
7				
8				

Event 23 Girls 8-11 50 LC Meter Butterfly

Lane	Name	Age	Team	Seed Time
------	------	-----	------	-----------

Heat 1 of 7 Finals Starts at 10:37 AM

1	Candy, Grace	9	Coolum Peregian	41.72
2	Truasheim, Aaliyah	11	Eumundi	40.51
3	Henderson, Ellie	11	Coolum Peregian	38.21
4	O'Keefe, Lucia	10	Pelican Waters	35.54
5	Clark, Elsie	9	Pelican Waters	36.61
6	Harland, Emily	10	Goodlife	39.31
7	Fogarty, Ciara	10	Maroochy River	40.58
8	Vivian, Lilah	11	St Andrew's	42.65

Heat 2 of 7 Finals Starts at 10:38 AM

1	Cartwright, Addison	11	Good Shepherd	45.21
2	Downing, Alex	9	SC Grammar	44.29
3	Mallet, Maya	11	Kawana Waters	43.43
4	Tomlinson, Ivy	10	Nambour Piranhas	42.67
5	Duggan, Skye	11	Gympie Gold Fins	42.77
6	Sparling, Lucy	11	St Andrew's	43.44
7	Piper, Holly	10	St Andrew's	44.78
8	Lund, Tara	11	Pelican Waters	45.32

Heat 3 of 7 Finals Starts at 10:39 AM

1	Roxburgh, Luca	10	Goodlife	50.30
2	van der Breggen, Eadie	10	Nambour Piranhas	49.67
3	Little, Layla	10	Pelican Waters	48.51
4	Brittain, Patricia	9	Goodlife	47.12
5	Nielsen, Daya	10	Good Shepherd	48.11
6	Willmott, Aaliyah	10	Flinders Phoenix	48.82
7	Williams, Alexis	11	Bribie Island	50.12
8	Steiner, Jessica	9	Bundaberg ST	51.03

Heat 4 of 7 Finals Starts at 10:41 AM

1	Jeffery, Rose	9	Good Shepherd	55.92
2	Mulligan, Matilda	9	SC Grammar	54.86
3	O'Brien, Layne	9	Nambour Piranhas	54.71
4	Fourie, Dillan	11	Flinders Phoenix	51.72
5	White, Caroline	9	St Andrew's	53.38
6	Ellem, Hunta-Rose	11	Nambour Piranhas	54.76
7	Hatcher, Chloe	8	Flinders Phoenix	55.65
8	Macfarlan, Emiko	10	Flinders Phoenix	56.04

Heat 5 of 7 Finals Starts at 10:42 AM

1	Anderson, Ayva	8	Bribie Island	1:03.89
2	Lehmann, Roma	10	Kilkivan	1:02.04
3	Walton, Sophie	10	Maroochy River	1:00.92
4	Hilton, Arcadia	9	TheLakesCollege	57.31
5	Harper, Ivanka	9	Good Shepherd	59.42
6	van den Hurk, Leah	8	Kawana Waters	1:02.01
7	Spice, Elka	8	Goodlife	1:03.52
8	Watson, Kristin	8	Flinders Phoenix	1:06.53

Heat 6 of 7 Finals Starts at 10:44 AM

1				
2	Ward, Vi	11	Pelican Waters	NT
3	Johnston, Ena	11	Goodlife	NT
4	Dangerfield, Taylor	8	Flinders Phoenix	1:09.49
5	Antonio, Mya	11	Coolum Peregian	1:19.40
6	Perren, Luca	11	Nambour Piranhas	NT
7	Holmes-Fuenmayor, Haban	10	Bribie Island	NT
8				

Heat 7 of 7 Finals Starts at 10:46 AM


1				
2				
3	Johnston, Sophie	8	Flinders Phoenix	NT
4	Saccoia, Rubi	9	Nambour Piranhas	NT
5	Carey, Gemma	8	Goodlife	NT
6				
7				
8				

Event 24 Boys 8-11 50 LC Meter Butterfly

Lane	Name	Age	Team	Seed Time
------	------	-----	------	-----------

Heat 1 of 6 Finals Starts at 10:47 AM

1	Read, Zavia	11	Pelican Waters	39.66
2	Hart, Torren	11	Gympie Gold Fins	39.07
3	Petty, Ryan	10	Coolum Peregian	38.05
4	Huxley, Kyle	10	Pelican Waters	35.59
5	Giles, Ethan	11	Gympie Gold Fins	36.93
6	Briggs, Beau	10	Goodlife	38.31
7	Briscoe, Tom	11	SC Grammar	39.65
8	Olsson, Alexander	11	Good Shepherd	39.85



2023 Nambour LC Transition Meet - 11/11/2023

Meet Program - Morning Junior Session

**Heat 2 Finals (#24 Boys 8-11 50 LC Meter Butterfly)**

1	Fedorenkov, Mark	9	Pelican Waters	42.93	_____
2	Merenkov, Daniel	9	Kawana Waters	42.46	_____
3	Lucht, Kobe	11	Coolum Peregian	41.65	_____
4	Nakalevu, Nathaniel	10	Maroochy River	39.98	_____
5	Cordingley, Archie	10	Pelican Waters	40.27	_____
6	Neil, James	11	Flinders Phoenix	42.30	_____
7	Hatcher, Bryce	11	Flinders Phoenix	42.77	_____
8	Williams, Ryder	11	Bribie Island	44.89	_____

**Heat 3 of 6 Finals Starts at 10:49 AM**

1	Young, Audrich	8	Flinders Phoenix	49.71	_____
2	Mealing, Kye	9	Goodlife	47.73	_____
3	D'Elboux, Ethan	11	Flinders Phoenix	46.97	_____
4	Wallace, Kade	9	Flinders Phoenix	44.95	_____
5	Kriewaldt, Xavier	11	Ambrose Treacy	45.80	_____
6	Egan, Harrison	9	Maroochy River	47.62	_____
7	Busse, Jesse	11	Flinders Phoenix	48.27	_____
8	Gerrard, Luke	11	Pelican Waters	50.15	_____

**Heat 4 of 6 Finals Starts at 10:51 AM**

1	Fischer, Noah	10	Coolum Peregian	54.94	_____
2	Vinnicombe, Byron	10	Flinders Phoenix	51.28	_____
3	Forrester, Vince	10	Ambrose Treacy	50.47	_____
4	Sutherland, Jack	10	Flinders Phoenix	50.17	_____
5	Piper, Ned	8	St Andrew's	50.25	_____
6	Crisford, Jayden	11	SC Grammar	50.61	_____
7	Coleman, Kade	8	Pelican Waters	53.88	_____
8	Mackie, Asher	10	Maroochy River	56.62	_____

**Heat 5 of 6 Finals Starts at 10:52 AM**

1					_____
2	Sarsfield, Cooper	11	Pelican Waters	NT	_____
3	Salisbury, Owen	8	Flinders Phoenix	1:01.04	_____
4	Salisbury, Angus	11	Flinders Phoenix	56.83	_____
5	Rose, Duncan	9	Flinders Phoenix	59.20	_____
6	Gribble, Bae	8	SC Grammar	1:14.34	_____
7	Smith, Zach	10	Ambrose Treacy	NT	_____
8					_____

**Heat 6 of 6 Finals Starts at 10:54 AM**

1					_____
2					_____
3	Hinds, Aiden	10	Goodlife	NT	_____
4	Jacenko, JJ or Jayden	10	Flinders Phoenix	NT	_____
5	Carey, Sarah	10	Goodlife	NT	_____
6					_____
7					_____
8					_____

**Event 25 Girls 8-11 100 LC Meter Freestyle**

Lane	Name	Age	Team	Seed Time	
<b>Heat 1 of 6 Finals Starts at 10:55 AM</b>					
1	O'Keefe, Lucia	10	Pelican Waters	1:16.00	_____
2	Henderson, Ellie	11	Coolum Peregian	1:15.29	_____
3	Phillips, Harley	11	Flinders Phoenix	1:12.93	_____
4	Duggan, Skye	11	Gympie Gold Fins	1:11.63	_____
5	Adams, Gracie	11	SC Grammar	1:12.66	_____
6	Vivian, Lilah	11	St Andrew's	1:13.88	_____
7	Sparling, Lucy	11	St Andrew's	1:15.56	_____
8	Young, Auriel	11	Flinders Phoenix	1:16.38	_____

**Heat 2 of 6 Finals Starts at 10:57 AM**

1	Williams, Ammara	11	Flinders Phoenix	1:24.03	_____
2	Llewellyn, Bronte	9	Kawana Waters	1:20.96	_____
3	White, Eloise	11	St Andrew's	1:19.54	_____
4	Fogarty, Ciara	10	Maroochy River	1:17.39	_____
5	Mallet, Maya	11	Kawana Waters	1:18.80	_____
6	Truasheim, Aaliyah	11	Eumundi	1:20.48	_____
7	Lund, Tara	11	Pelican Waters	1:21.93	_____
8	Vinnicombe, Luci	11	Flinders Phoenix	1:24.60	_____

**Heat 3 of 6 Finals Starts at 10:59 AM**

1	Willmott, Aaliyah	10	Flinders Phoenix	1:31.02	_____
2	Clark, Elsie	9	Pelican Waters	1:27.28	_____
3	Downing, Alex	9	SC Grammar	1:25.31	_____
4	McNaught, Grace	10	SC Grammar	1:24.98	_____
5	Williams, Alexis	11	Bribie Island	1:25.03	_____
6	Kazamias, Paige	11	Nambour Piranhas	1:25.64	_____
7	Candy, Grace	9	Coolum Peregian	1:30.68	_____
8	Philip, Indi	10	Pelican Waters	1:31.29	_____

**Heat 4 of 6 Finals Starts at 11:01 AM**

1	Foreman, Mia	10	Flinders Phoenix	1:37.70	_____
2	Fourie, Dillan	11	Flinders Phoenix	1:35.37	_____
3	Bonnett, Brya	10	Nambour Piranhas	1:33.76	_____
4	Hinckman, Sabelle	11	Flinders Phoenix	1:31.87	_____
5	Ellem, Hunta-Rose	11	Nambour Piranhas	1:31.94	_____
6	Lewis, Millie	11	Flinders Phoenix	1:34.91	_____
7	Little, Layla	10	Pelican Waters	1:36.07	_____
8	Hilton, Arcadia	9	TheLakesCollege	1:39.22	_____

**Heat 5 of 6 Finals Starts at 11:03 AM**


1	Antonio, Mya	11	Coolum Peregian	1:56.92	_____
2	Jeffery, Rose	9	Good Shepherd	1:48.90	_____
3	Mauchline, Molly	11	Flinders Phoenix	1:41.89	_____
4	Steiner, Jessica	9	Bundaberg ST	1:39.65	_____
5	Ahmed, Maram	11	Flinders Phoenix	1:40.72	_____
6	Macfarlan, Emiko	10	Flinders Phoenix	1:42.82	_____
7	Johnston, Sophie	8	Flinders Phoenix	1:52.63	_____
8	Lloyd, Bridie	8	Flinders Phoenix	2:01.24	_____

**Heat 6 of 6 Finals Starts at 11:06 AM**

1					_____
2					_____
3	van den Hurk, Leah	8	Kawana Waters	NT	_____
4	Barlow, Mia	10	Flinders Phoenix	2:03.20	_____
5	Ward, Vi	11	Pelican Waters	NT	_____
6	Watson, Kristin	8	Flinders Phoenix	NT	_____
7					_____
8					_____

**Event 26 Boys 8-11 100 LC Meter Freestyle**

Lane	Name	Age	Team	Seed Time	
<b>Heat 1 of 6 Finals Starts at 11:08 AM</b>					
1	Nakalevu, Nathaniel	10	Maroochy River	1:14.61	_____
2	Briggs, Beau	10	Goodlife	1:14.41	_____
3	Giles, Ethan	11	Gympie Gold Fins	1:12.16	_____
4	Briscoe, Tom	11	SC Grammar	1:11.86	_____
5	Kisby, Oscar	11	SC Grammar	1:11.91	_____
6	Read, Zavia	11	Pelican Waters	1:14.10	_____
7	Lucht, Kobe	11	Coolum Peregian	1:14.43	_____
8	Briscoe, Owen	11	SC Grammar	1:14.96	_____



2023 Nambour LC Transition Meet - 11/11/2023

Meet Program - Morning Junior Session

**Heat 2 Finals (#26 Boys 8-11 100 LC Meter Freestyle)**

1	Busse, Jesse	11	Flinders Phoenix	1:21.44	_____
2	Merenkov, Daniel	9	Kawana Waters	1:21.16	_____
3	Neil, James	11	Flinders Phoenix	1:19.11	_____
4	Hart, Torren	11	Gympie Gold Fins	1:15.11	_____
5	Petty, Ryan	10	Coolum Peregian	1:17.77	_____
6	Jackson, Connor	11	Goodlife	1:19.73	_____
7	Probst, Jack	11	Pelican Waters	1:21.34	_____
8	Lambalk, Darcy	11	Flinders Phoenix	1:21.45	_____

**Heat 3 of 6 Finals Starts at 11:12 AM**

1	D'Elboux, Ethan	11	Flinders Phoenix	1:23.91	_____
2	Williams, Ryder	11	Bribie Island	1:23.50	_____
3	Skillen, Archer	11	Pelican Waters	1:22.89	_____
4	Parsons, Tommy	11	Patriots	1:21.75	_____
5	Fedorenkov, Mark	9	Pelican Waters	1:22.00	_____
6	Alvarez, Gabe	11	Rackley ST	1:22.93	_____
7	Hilton, Koah	11	TheLakesCollege	1:23.54	_____
8	Fischer, Noah	10	Coolum Peregian	1:24.46	_____

**Heat 4 of 6 Finals Starts at 11:14 AM**

1	Jeffery, Rocco	9	Good Shepherd	1:41.51	_____
2	Gromadzki, Zac	10	Ambrose Treacy	1:31.98	_____
3	Briscoe, Alex	9	SC Grammar	1:27.48	_____
4	Smith, Zach	10	Ambrose Treacy	1:25.99	_____
5	Gerrard, Luke	11	Pelican Waters	1:26.72	_____
6	Salisbury, Owen	8	Flinders Phoenix	1:30.10	_____
7	Young, Audrich	8	Flinders Phoenix	1:41.17	_____
8	Westwood, Xavier	8	Flinders Phoenix	1:42.94	_____

**Heat 5 of 6 Finals Starts at 11:16 AM**

1	Gribble, Bae	8	SC Grammar	2:19.54	_____
2	Vinnicombe, Byron	10	Flinders Phoenix	1:51.49	_____
3	Hinds, Aiden	10	Goodlife	1:47.57	_____
4	Mackie, Asher	10	Maroochy River	1:46.06	_____
5	Sutherland, Jack	10	Flinders Phoenix	1:46.51	_____
6	Naylor, Deacon	8	Flinders Phoenix	1:48.94	_____
7	Jacenko, JJ or Jayden	10	Flinders Phoenix	1:56.50	_____
8	Schrader, Hunter	11	St Andrew's	NT	_____

**Heat 6 of 6 Finals Starts at 11:19 AM**

1					_____
2	Rose, Duncan	9	Flinders Phoenix	NT	_____
3	Carey, Sarah	10	Goodlife	NT	_____
4	Holahan, Huxley	11	Maroochy River	NT	_____
5	Thomsen, Mason	11	MtCrkMool'aba	NT	_____
6	Mealing, Kye	9	Goodlife	NT	_____
7	Fruscalzo, James	8	Nambour Piranhas	NT	_____
8					_____


**2023 Nambour LC Transition Meet - 11/11/2023**  
**Session Report**

Session: 2 Afternoon Senior Session

Day of Meet: 1 Starts at 12:30 PM Heat Interval: 30 Seconds / Back +15 Seconds

<b>Round</b>	<b>Event</b>	<b>Entries</b>	<b>Heats</b>	<b>Starts at</b>	
Finals	27 Girls 9-99 200 Freestyle	44	6	12:30 PM	_____
Finals	28 Boys 9-99 200 Freestyle	50	7	12:52 PM	_____
Finals	29 Girls 12-99 50 Breaststroke	44	6	01:15 PM	_____
Finals	30 Boys 12-99 50 Breaststroke	37	5	01:23 PM	_____
Finals	31 Girls 12-99 100 Backstroke	18	3	01:30 PM	_____
Finals	32 Boys 12-99 100 Backstroke	15	2	01:37 PM	_____
Finals	33 Girls 12-99 50 Freestyle	66	9	01:42 PM	_____
Finals	34 Boys 12-99 50 Freestyle	53	7	01:51 PM	_____
Finals	35 Girls 12-99 100 Butterfly	11	2	01:59 PM	_____
Finals	36 Boys 12-99 100 Butterfly	6	1	02:03 PM	_____
Finals	37 Girls 12-99 50 Backstroke	48	6	02:06 PM	_____
Finals	38 Boys 12-99 50 Backstroke	32	4	02:15 PM	_____
Finals	39 Girls 12-99 100 Breaststroke	26	4	02:21 PM	_____
Finals	40 Boys 12-99 100 Breaststroke	18	3	02:30 PM	_____
Finals	41 Girls 12-99 50 Butterfly	45	6	02:37 PM	_____
Finals	42 Boys 12-99 50 Butterfly	35	5	02:44 PM	_____
Finals	43 Girls 12-99 100 Freestyle	55	7	02:50 PM	_____
Finals	44 Boys 12-99 100 Freestyle	47	6	03:03 PM	_____
Finals	45 Girls 12-99 200 IM	21	3	03:13 PM	_____
Finals	46 Boys 12-99 200 IM	28	4	03:25 PM	_____
	Swimmers Counts for Warm-ups: 176	=====	=====		
	Entry / Heat Totals:	699	96		
	Finish Time			03:40 PM	_____





**2023 Nambour LC Transition Meet - 11/11/2023**  
**Meet Program - Afternoon Senior Session**


**Event 27 Girls 9-99 200 LC Meter Freestyle**

Lane	Name	Age	Team	Seed Time
<b>Heat 1 of 6 Finals Starts at 12:30 PM</b>				
1	Mullock, Amy	16	Nambour Piranhas	2:32.98
2	Doyle, Ariel	14	Goodlife	2:31.83
3	Barnes, Matilda	13	Eumundi	2:23.35
4	Forrest, Scarlett	15	Pelican Waters	2:16.83
5	O'Brien, Darci	13	Nambour Piranhas	2:22.65
6	Hart, Vidia	14	St Andrew's	2:31.25
7	Olson, Ruby	16	SC Grammar	2:31.88
8	Simmons, Chelsea	17	Pelican Waters	2:35.31
<b>Heat 2 of 6 Finals Starts at 12:34 PM</b>				
1	Rea, Avery	15	Nambour Piranhas	2:37.48
2	Barnes, Alba	10	Eumundi	2:37.17
3	Scott, Ava	14	Flinders Phoenix	2:36.31
4	Tomlinson, Milla	13	Nambour Piranhas	2:35.47
5	Carter, Ainslie	16	Goodlife	2:35.90
6	Duggan, Skye	11	Gympie Gold Fins	2:36.32
7	Hobson, Louise	13	Bribie Island	2:37.23
8	Cooke, Addison	13	Kilkivan	2:37.54
<b>Heat 3 of 6 Finals Starts at 12:37 PM</b>				
1	Vivian, Lilah	11	St Andrew's	2:49.30
2	Johnston, Ena	11	Goodlife	2:46.47
3	Sparling, Lucy	11	St Andrew's	2:39.83
4	Jenkins, Ellie	14	Flinders Phoenix	2:38.47
5	Haupt, Kayleigh	12	Flinders Phoenix	2:39.68
6	McGrath, Chloe	14	Bribie Island	2:39.97
7	Light, Abigail	14	Coolum Peregian	2:49.14
8	Fogarty, Ciara	10	Maroochy River	2:49.41
<b>Heat 4 of 6 Finals Starts at 12:40 PM</b>				
1	Olson, Emma	11	SC Grammar	3:03.10
2	Adams, Gracie	11	SC Grammar	2:56.34
3	McClean, Ruby	14	Kilkivan	2:51.06
4	Grant, Poppy	12	Good Shepherd	2:49.41
5	Gribble, Giselle	12	SC Grammar	2:50.39
6	Walton, Maya	12	Maroochy River	2:51.75
7	Llewellyn, Bronte	9	Kawana Waters	2:57.97
8	Caspersen, Erika	13	Goodlife	3:04.90
<b>Heat 5 of 6 Finals Starts at 12:44 PM</b>				
1	Foreman, Mia	10	Flinders Phoenix	3:49.29
2	Willmott, Aaliyah	10	Flinders Phoenix	3:23.54
3	O'Keefe, Lucia	10	Pelican Waters	3:09.50
4	Young, Auriel	11	Flinders Phoenix	3:05.33
5	Williams, Ammara	11	Flinders Phoenix	3:08.66
6	White, Eloise	11	St Andrew's	3:22.04
7	Nielsen, Daya	10	Good Shepherd	3:32.84
8	Ellem, Hunta-Rose	11	Nambour Piranhas	3:53.51
<b>Heat 6 of 6 Finals Starts at 12:48 PM</b>				
1				
2				
3	Hincksman, Sabelle	11	Flinders Phoenix	NT
4	Petty, Jacyntha	13	Coolum Peregian	NT
5	McDonald, Abbey	12	Eumundi	NT
6	Scott, Helana	10	Flinders Phoenix	NT
7				
8				

**Event 28 Boys 9-99 200 LC Meter Freestyle**

Lane	Name	Age	Team	Seed Time
<b>Heat 1 of 7 Finals Starts at 12:52 PM</b>				
1	Greig, Ari	13	MtCrikMool'aba	2:26.17
2	Stafford, Kody	14	SC Grammar	2:22.70
3	Bauer, Lee	15	St Andrew's	2:17.91
4	Giles, Justin	35	Gympie Gold Fins	2:02.08
5	Scholte, Luke	16	SC Grammar	2:10.67
6	Close, Nelson	15	Flinders Phoenix	2:20.28
7	Belbin, Archer S10	15	Pelican Waters	2:24.42
8	Knott, Archer	12	Flinders Phoenix	2:27.74
<b>Heat 2 of 7 Finals Starts at 12:55 PM</b>				
1	Fogarty, Shea	12	Maroochy River	2:36.93
2	Mackay, Henry	13	St Andrew's	2:33.37
3	Mulligan, Rex	12	SC Grammar	2:32.18
4	Armour-Brasier, James	13	Hervey Bay	2:27.97
5	Briggs, Byron	12	Goodlife	2:31.23
6	Kenos, Nicholas	13	Ambrose Treacy	2:32.40
7	Yanz, Luke	12	SC Grammar	2:33.64
8	Scott, Angus	12	Flinders Phoenix	2:36.98
<b>Heat 3 of 7 Finals Starts at 12:58 PM</b>				
1	Smith, Will	13	Flinders Phoenix	2:44.33
2	Read, Zavia	11	Pelican Waters	2:42.13
3	Polak, Fin	14	Cotton Tree	2:40.55
4	McFarlane, Xavier	13	Flinders Phoenix	2:37.28
5	Odgers, William	12	Goodlife	2:37.84
6	Briscoe, Owen	11	SC Grammar	2:40.69
7	Giles, Ethan	11	Gympie Gold Fins	2:42.44
8	Kerr, Fletcher	12	Goodlife	2:44.62
<b>Heat 4 of 7 Finals Starts at 01:01 PM</b>				
1	Merenkov, Daniel	9	Kawana Waters	2:51.27
2	Tompkins, Mason	12	Coolum Peregian	2:48.75
3	Briggs, Beau	10	Goodlife	2:48.07
4	Wepener, Adriaan	12	Cotton Tree	2:44.81
5	Lengenberg, Euan	12	Pelican Waters	2:47.63
6	Briscoe, Tom	11	SC Grammar	2:48.64
7	Petty, Ryan	10	Coolum Peregian	2:50.11
8	Clarke, Beau	13	Pelican Waters	2:53.57
<b>Heat 5 of 7 Finals Starts at 01:04 PM</b>				
1	Briscoe, Alex	9	SC Grammar	3:04.21
2	Gribble, Ethan	14	SC Grammar	3:02.28
3	Sayer, Riley	12	Patriots	2:58.71
4	Parsons, Tommy	11	Patriots	2:55.32
5	Hilton, Koah	11	TheLakesCollege	2:57.67
6	Hills, James	13	Patriots	2:59.04
7	Kisby, Oscar	11	SC Grammar	3:02.82
8	Lambalk, Darcy	11	Flinders Phoenix	3:04.65
<b>Heat 6 of 7 Finals Starts at 01:08 PM</b>				
1	Buxton, Colby	14	Eumundi	NT
2	Gromadzki, Zac	10	Ambrose Treacy	3:18.32
3	Fedorenkov, Mark	9	Pelican Waters	3:12.24
4	Clarke, Jai	11	Pelican Waters	3:05.74
5	Clarke, Mason	11	Pelican Waters	3:08.03
6	Adams, Fergus	10	Goodlife	3:12.32
7	Macfarlan, Jay	12	Flinders Phoenix	3:28.93
8				





2023 Nambour LC Transition Meet - 11/11/2023

Meet Program - Afternoon Senior Session

Heat 7 Finals (#28 Boys 9-99 200 LC Meter Freestyle)

1					
2					
3	Fischer, Noah	10	Coolum Peregian	NT	
4	Probst, Jack	11	Pelican Waters	NT	
5	Hinds, Aiden	10	Goodlife	NT	
6					
7					
8					

Heat 6 of 6 Finals Starts at 01:22 PM

1					
2					
3	Hallam, Charlee	12	Kilcoy	55.72	
4	Randall, Eloise	12	Kilcoy	54.21	
5	Stone, Matilda	12	Patriots	55.49	
6	West, Elsa	12	Pelican Waters	NT	
7					
8					

Event 29 Girls 12-99 50 LC Meter Breaststroke

Heat 1 of 6 Finals Starts at 01:15 PM

Lane	Name	Age	Team	Seed Time	
1	Skipper, Ahlea	14	St Andrew's	41.45	
2	Knott, Harriet	14	Flinders Phoenix	40.85	
3	Storm, Ruby SB14	19	St Andrew's	39.22	
4	Irwin, Amelia	17	Goodlife	35.76	
5	Hart, Vidia	14	St Andrew's	38.79	
6	Purvis, Kyiah	14	Gympie Gold Fins	40.39	
7	Hills, Victoria	16	Patriots	41.05	
8	Jenkins, Ellie	14	Flinders Phoenix	41.60	

Heat 2 of 6 Finals Starts at 01:17 PM

1	Huxley, Sarah	12	Pelican Waters	43.52	
2	Smith, Emma	15	Eumundi	43.01	
3	Ensing, Ebony	17	Nambour Piranhas	42.55	
4	Stephenson, Meila	12	Kawana Waters	42.27	
5	Page, Holly	14	SC Grammar	42.50	
6	Cowan, Taylah	12	Nambour Piranhas	42.91	
7	Thompson, Mary	13	SC Grammar	43.10	
8	Cameron, Ashlee	13	St Andrew's	44.74	

Heat 3 of 6 Finals Starts at 01:18 PM

1	Smith, Lily	13	Eumundi	46.31	
2	Graham, Bella	12	Pelican Waters	45.78	
3	Dwine, Emilie	12	Gympie Gold Fins	45.21	
4	Gribble, Giselle	12	SC Grammar	44.93	
5	Coppola, Nikita	14	Good Shepherd	45.03	
6	Cooke, Addison	13	Kilkivan	45.27	
7	Coulson, Imogen	12	Gayndah	46.03	
8	Harknett, Kyla	12	SC Grammar	46.39	

Heat 4 of 6 Finals Starts at 01:19 PM

1	Mackie, Kyah	13	Maroochy River	49.61	
2	Philip, Summer	12	Pelican Waters	48.92	
3	van der Breggen, Milla	12	Nambour Piranhas	47.90	
4	McClean, Ruby	14	Kilkivan	46.88	
5	Petty, Jacyntha	13	Coolum Peregian	47.89	
6	O'Connor, Evie	14	Flinders Phoenix	48.09	
7	Fraser, Hollie	13	Bribie Island	49.18	
8	Garnar, Ellie	12	Coolum Peregian	50.66	

Heat 5 of 6 Finals Starts at 01:20 PM

1	Light, Abigail	14	Coolum Peregian	53.83	
2	Styring, Sienna	12	St Andrew's	52.54	
3	Fraser, Ella	12	Bribie Island	51.19	
4	McDonald, Abbey	12	Eumundi	50.94	
5	Williams, Aimee	13	Flinders Phoenix	51.00	
6	Cox, Grace	14	Flinders Phoenix	51.25	
7	Murphy, Chloe	12	SC Grammar	53.53	
8	McFarlane, Isabelle	12	Flinders Phoenix	54.09	

Event 30 Boys 12-99 50 LC Meter Breaststroke

Heat 1 of 5 Finals Starts at 01:23 PM

Lane	Name	Age	Team	Seed Time	
1	Martinuzzi, Sebastian	15	Nambour Piranhas	39.01	
2	Bauer, Lee	15	St Andrew's	37.32	
3	Close, Nelson	15	Flinders Phoenix	35.90	
4	Giles, Justin	35	Gympie Gold Fins	32.29	
5	Martinuzzi, Luca	16	McA	33.31	
6	Lahiff, Drew	15	Kilkivan	36.90	
7	Fogarty, Shea	12	Maroochy River	38.07	
8	Willmott, Sylas	14	Flinders Phoenix	39.18	

Heat 2 of 5 Finals Starts at 01:24 PM

1	Armour-Brasier, James	13	Hervey Bay	42.08	
2	Lund, Alex	13	Rackley ST	41.80	
3	Clarke, Fraser	14	Good Shepherd	40.25	
4	Everett, Taj	15	Maroochy River	39.47	
5	Farmer, Aidan	13	Flinders Phoenix	39.60	
6	Fox, Noah	13	Gympie Gold Fins	40.53	
7	Scott, Angus	12	Flinders Phoenix	41.90	
8	Atkinson, Tom	13	SC Grammar	42.70	

Heat 3 of 5 Finals Starts at 01:26 PM


1	Ewenson, Brayden	12	Hervey Bay	46.03	
2	McFarlane, Xavier	13	Flinders Phoenix	44.88	
3	Hinckman, Tristin	13	Flinders Phoenix	43.86	
4	Millican, Ky	15	Goodlife	43.51	
5	Humphrey, Connor	16	Nambour Piranhas	43.74	
6	Walsh, Jaxon	13	Flinders Phoenix	44.88	
7	Mackay, Henry	13	St Andrew's	45.41	
8	Odgers, William	12	Goodlife	46.11	

Heat 4 of 5 Finals Starts at 01:27 PM

1	Sayer, Riley	12	Patriots	52.35	
2	Loughnan, Max	13	Flinders Phoenix	50.71	
3	Wren, Ollie	12	Flinders Phoenix	49.89	
4	McKenzie, Jack	15	Nambour Piranhas	46.74	
5	Horne, Charlie	12	Pelican Waters	48.04	
6	McFarlane, Thomas	12	Flinders Phoenix	50.18	
7	Tompkins, Mason	12	Coolum Peregian	51.04	
8	MacFarlan, Jay	12	Flinders Phoenix	52.60	

Heat 5 of 5 Finals Starts at 01:28 PM

1					
2	Bott, Joel	14	MtCrikMool'aba	NT	
3	Jenkins, Tristan	12	Flinders Phoenix	56.57	
4	Buxton, Colby	14	Eumundi	53.26	
5	Berigan, Taj	12	Kilkivan	55.45	
6	Wepener, Adriaan	12	Cotton Tree	57.72	
7					
8					



**2023 Nambour LC Transition Meet - 11/11/2023**  
**Meet Program - Afternoon Senior Session**

**Event 31 Girls 12-99 100 LC Meter Backstroke**

Lane	Name	Age	Team	Seed Time
------	------	-----	------	-----------

**Heat 1 of 3 Finals Starts at 01:30 PM**

1	Coppola, Nikita	14	Good Shepherd	1:20.69
2	Carter, Ainslie	16	Goodlife	1:17.86
3	Mullock, Rebecca	17	Nambour Piranhas	1:16.89
4	Steinhardt-Lai, Georgia	13	Nambour Piranhas	1:14.32
5	Smith, Emma	15	Eumundi	1:16.01
6	Tomlinson, Milla	13	Nambour Piranhas	1:16.91
7	Hart, Vidia	14	St Andrew's	1:19.12
8	McGrath, Chloe	14	Bribie Island	1:21.98

**Heat 2 of 3 Finals Starts at 01:32 PM**

1	Styring, Sienna	12	St Andrew's	1:33.59
2	McClean, Ruby	14	Kilkivan	1:28.75
3	Mullock, Amy	16	Nambour Piranhas	1:24.18
4	Simmons, Chelsea	17	Pelican Waters	1:22.04
5	Hobson, Louise	13	Bribie Island	1:23.07
6	Olson, Ruby	16	SC Grammar	1:24.34
7	Farmer, Lyla	14	Flinders Phoenix	1:30.49
8				

**Heat 3 of 3 Finals Starts at 01:34 PM**

1				
2				
3	West, Elsa	12	Pelican Waters	NT
4	Philip, Summer	12	Pelican Waters	1:34.85
5	Austin, Stella	13	Pelican Waters	1:46.08
6				
7				
8				

**Event 32 Boys 12-99 100 LC Meter Backstroke**

Lane	Name	Age	Team	Seed Time
------	------	-----	------	-----------

**Heat 1 of 2 Finals Starts at 01:37 PM**

1	Smith, Will	13	Flinders Phoenix	1:29.01
2	Lengenberg, Euan	12	Pelican Waters	1:25.36
3	Belbin, Archer S10	15	Pelican Waters	1:15.36
4	Jackson, Hamish	13	Nambour Piranhas	1:08.39
5	Fox, Noah	13	Gympie Gold Fins	1:12.99
6	Henderson, Lachlan	13	Coolum Peregian	1:24.06
7	Armour-Brasier, James	13	Hervey Bay	1:26.93
8	Jenkins, Tristan	12	Flinders Phoenix	1:29.71

**Heat 2 of 2 Finals Starts at 01:39 PM**

1	Mulligan, Rex	12	SC Grammar	NT
2	Humphrey, Connor	16	Nambour Piranhas	1:41.72
3	Walsh, Jaxon	13	Flinders Phoenix	1:35.56
4	Yanz, Luke	12	SC Grammar	1:30.24
5	Coppola, Blaze	13	Good Shepherd	1:34.68
6	Wepener, Adriaan	12	Cotton Tree	1:36.20
7	Berigan, Taj	12	Kilkivan	1:54.19
8				

**Event 33 Girls 12-99 50 LC Meter Freestyle**

Lane	Name	Age	Team	Seed Time
------	------	-----	------	-----------

**Heat 1 of 9 Finals Starts at 01:42 PM**

1	Tomlinson, Milla	13	Nambour Piranhas	30.20
2	Ensing, Ebony	17	Nambour Piranhas	30.13
3	Forrest, Scarlett	15	Pelican Waters	29.52
4	Irwin, Amelia	17	Goodlife	28.65
5	Bracegirdle, Camryn	13	SC Grammar	28.70
6	Huxley, Sarah	12	Pelican Waters	29.89
7	Thompson, Mary	13	SC Grammar	30.18
8	Pandori, Sofia	16	St Andrew's	30.23

**Heat 2 of 9 Finals Starts at 01:43 PM**

1	Purvis, Kyiah	14	Gympie Gold Fins	31.13
2	Doyle, Ariel	14	Goodlife	30.91
3	Page, Holly	14	SC Grammar	30.62
4	Olson, Ruby	16	SC Grammar	30.54
5	Hobson, Louise	13	Bribie Island	30.55
6	McGimpsey, Stella	12	St Andrew's	30.77
7	Scott, Ava	14	Flinders Phoenix	31.04
8	Steinhardt-Lai, Georgia	13	Nambour Piranhas	31.39

**Heat 3 of 9 Finals Starts at 01:44 PM**

1	Fraser, Hollie	13	Bribie Island	32.06
2	Hills, Victoria	16	Patriots	31.93
3	Skipper, Ahlea	14	St Andrew's	31.69
4	Davies, Ruby	13	St Andrew's	31.53
5	Smith, Emma	15	Eumundi	31.65
6	Cooke, Addison	13	Kilkivan	31.88
7	Jenkins, Ellie	14	Flinders Phoenix	32.04
8	Farmer, Lyla	14	Flinders Phoenix	32.20

**Heat 4 of 9 Finals Starts at 01:45 PM**


1	McGrath, Chloe	14	Bribie Island	32.66
2	Rea, Avery	15	Nambour Piranhas	32.47
3	Mullock, Amy	16	Nambour Piranhas	32.29
4	Coppola, Nikita	14	Good Shepherd	32.21
5	Dwine, Emilie	12	Gympie Gold Fins	32.25
6	Gribble, Giselle	12	SC Grammar	32.45
7	Haupt, Kayleigh	12	Flinders Phoenix	32.59
8	Knott, Harriet	14	Flinders Phoenix	32.74

**Heat 5 of 9 Finals Starts at 01:46 PM**

1	Cameron, Ashlee	13	St Andrew's	33.19
2	Barnes, Matilda	13	Eumundi	33.05
3	Grant, Poppy	12	Good Shepherd	32.89
4	McClean, Ruby	14	Kilkivan	32.75
5	Philip, Summer	12	Pelican Waters	32.81
6	Coulson, Imogen	12	Gayndah	32.93
7	Stephenson, Meila	12	Kawana Waters	33.11
8	Spilling, Sophie	13	Pelican Waters	33.40

**Heat 6 of 9 Finals Starts at 01:47 PM**

1	Cowan, Taylah	12	Nambour Piranhas	34.87
2	Petty, Jacynta	13	Coolum Peregian	34.80
3	Smith, Lily	13	Eumundi	34.26
4	Austin, Stella	13	Pelican Waters	33.63
5	Graham, Bella	12	Pelican Waters	34.00
6	Walton, Maya	12	Maroochy River	34.31
7	Williams, Aimee	13	Flinders Phoenix	34.86
8	Light, Abigail	14	Coolum Peregian	34.98



2023 Nambour LC Transition Meet - 11/11/2023

Meet Program - Afternoon Senior Session

**Heat 7 Finals (#33 Girls 12-99 50 LC Meter Freestyle)**

1	O'Connor, Evie	14	Flinders Phoenix	35.95	_____
2	Styring, Sienna	12	St Andrew's	35.81	_____
3	Harknett, Kyla	12	SC Grammar	35.34	_____
4	Fraser, Ella	12	Bribie Island	35.21	_____
5	Randall, Eloise	12	Kilcoy	35.24	_____
6	Close, Bridie	13	Flinders Phoenix	35.59	_____
7	Mackie, Kyah	13	Maroochy River	35.85	_____
8	Zmuda, Stephanie	12	Bribie Island	35.97	_____

**Heat 8 of 9 Finals Starts at 01:49 PM**

1	McDonald, Abbey	12	Eumundi	38.67	_____
2	Cox, Grace	14	Flinders Phoenix	37.24	_____
3	Murphy, Chloe	12	SC Grammar	36.75	_____
4	Garnar, Ellie	12	Coolum Peregian	36.24	_____
5	Pandori, Michelle	13	Coolum Peregian	36.55	_____
6	Beagley, Savannah	13	Patriots	36.75	_____
7	Hallam, Charlee	12	Kilcoy	38.39	_____
8					_____

**Heat 9 of 9 Finals Starts at 01:50 PM**

1					_____
2					_____
3	McFarlane, Isabelle	12	Flinders Phoenix	43.40	_____
4	van der Breggen, Milla	12	Nambour Piranhas	38.93	_____
5	Stone, Matilda	12	Patriots	42.52	_____
6					_____
7					_____
8					_____

**Event 34 Boys 12-99 50 LC Meter Freestyle**

Lane	Name	Age	Team	Seed Time	
------	------	-----	------	-----------	--

**Heat 1 of 7 Finals Starts at 01:51 PM**

1	Bauer, Lee	15	St Andrew's	28.12	_____
2	Lahiff, Grant	18	Kilkivan	27.64	_____
3	Martinuzzi, Sebastian	15	Nambour Piranhas	26.08	_____
4	Giles, Justin	35	Gympie Gold Fins	25.07	_____
5	Martinuzzi, Luca	16	McA	25.72	_____
6	Lahiff, Drew	15	Kilkivan	27.42	_____
7	Bott, Joel	14	MtCrkMool'aba	28.05	_____
8	Close, Nelson	15	Flinders Phoenix	28.39	_____

**Heat 2 of 7 Finals Starts at 01:52 PM**

1	Mackay, Henry	13	St Andrew's	30.21	_____
2	Fox, Noah	13	Gympie Gold Fins	30.05	_____
3	Armour-Brasier, James	13	Hervey Bay	29.87	_____
4	Mccudden, Zachary	13	St Andrew's	29.51	_____
5	Everett, Taj	15	Maroochy River	29.81	_____
6	Humphrey, Connor	16	Nambour Piranhas	29.95	_____
7	Polak, Fin	14	Cotton Tree	30.13	_____
8	Grant, Finn	13	St Andrew's	30.26	_____

**Heat 3 of 7 Finals Starts at 01:53 PM**

1	Gribble, Ethan	14	SC Grammar	31.24	_____
2	Coppola, Blaze	13	Good Shepherd	31.08	_____
3	Mulligan, Rex	12	SC Grammar	30.97	_____
4	Farmer, Aidan	13	Flinders Phoenix	30.49	_____
5	Stafford, Kody	14	SC Grammar	30.93	_____
6	Kenos, Nicholas	13	Ambrose Treacy	30.98	_____
7	Fogarty, Shea	12	Maroochy River	31.10	_____
8	Lund, Alex	13	Rackley ST	31.43	_____

**Heat 4 of 7 Finals Starts at 01:54 PM**

1	Millican, Ky	15	Goodlife	31.95	_____
2	Willmott, Syllas	14	Flinders Phoenix	31.89	_____
3	Scott, Angus	12	Flinders Phoenix	31.76	_____
4	McFarlane, Xavier	13	Flinders Phoenix	31.45	_____
5	Atkinson, Tom	13	SC Grammar	31.60	_____
6	Henderson, Lachlan	13	Coolum Peregian	31.84	_____
7	Yanz, Luke	12	SC Grammar	31.91	_____
8	Odgers, William	12	Goodlife	32.41	_____

**Heat 5 of 7 Finals Starts at 01:56 PM**

1	Hinckman, Tristin	13	Flinders Phoenix	34.01	_____
2	Buxton, Colby	14	Eumundi	33.33	_____
3	McKenzie, Jack	15	Nambour Piranhas	33.02	_____
4	Pratten, Drew	12	Kilcoy	32.45	_____
5	Smith, Will	13	Flinders Phoenix	32.55	_____
6	Kerr, Fletcher	12	Goodlife	33.13	_____
7	Jenkins, Tristan	12	Flinders Phoenix	33.85	_____
8	Ewenson, Brayden	12	Hervey Bay	34.06	_____

**Heat 6 of 7 Finals Starts at 01:57 PM**

1	Berigan, Taj	12	Kilkivan	35.97	_____
2	McFarlane, Thomas	12	Flinders Phoenix	35.39	_____
3	Briggs, Byron	12	Goodlife	34.48	_____
4	Tompkins, Mason	12	Coolum Peregian	34.09	_____
5	Horne, Charlie	12	Pelican Waters	34.33	_____
6	Wepener, Adriaan	12	Cotton Tree	34.49	_____
7	Clarke, Beau	13	Pelican Waters	35.69	_____
8	Loughnan, Max	13	Flinders Phoenix	36.00	_____

**Heat 7 of 7 Finals Starts at 01:58 PM**

1					_____
2	Wren, Ollie	12	Flinders Phoenix	39.58	_____
3	Macfarlan, Jay	12	Flinders Phoenix	39.23	_____
4	Sayer, Riley	12	Patriots	36.56	_____
5	Hills, James	13	Patriots	38.19	_____
6	Knott, Archer	12	Flinders Phoenix	39.40	_____
7					_____
8					_____

**Event 35 Girls 12-99 100 LC Meter Butterfly**

Lane	Name	Age	Team	Seed Time	
------	------	-----	------	-----------	--


**Heat 1 of 2 Finals Starts at 01:59 PM**

1	Close, Bridie	13	Flinders Phoenix	1:29.63	_____
2	Farmer, Lyla	14	Flinders Phoenix	1:26.49	_____
3	Forrest, Scarlett	15	Pelican Waters	1:19.89	_____
4	O'Brien, Darci	13	Nambour Piranhas	1:10.64	_____
5	Page, Holly	14	SC Grammar	1:16.72	_____
6	Carter, Ainslie	16	Goodlife	1:20.17	_____
7	Smith, Emma	15	Eumundi	1:27.13	_____
8	Cameron, Ashlee	13	St Andrew's	1:36.89	_____

**Heat 2 of 2 Finals Starts at 02:01 PM**

1					_____
2					_____
3	Fraser, Hollie	13	Bribie Island	NT	_____
4	Caspersen, Erika	13	Goodlife	1:41.78	_____
5	Doyle, Ariel	14	Goodlife	1:47.99	_____
6					_____
7					_____
8					_____





2023 Nambour LC Transition Meet - 11/11/2023

Meet Program - Afternoon Senior Session

Event 36 Boys 12-99 100 LC Meter Butterfly

Lane	Name	Age	Team	Seed Time
<b>Heat 1 of 1 Finals Starts at 02:03 PM</b>				
1				_____
2	Coppola, Blaze	13	Good Shepherd	1:26.70 _____
3	Mackay, Henry	13	St Andrew's	1:22.87 _____
4	Jackson, Hamish	13	Nambour Piranhas	1:06.21 _____
5	Clarke, Fraser	14	Good Shepherd	1:15.86 _____
6	Yanz, Luke	12	SC Grammar	1:24.56 _____
7	Berigan, Taj	12	Kilkivan	1:45.40 _____
8				_____

Event 37 Girls 12-99 50 LC Meter Backstroke

Lane	Name	Age	Team	Seed Time
<b>Heat 1 of 6 Finals Starts at 02:06 PM</b>				
1	Simmons, Chelsea	17	Pelican Waters	35.99 _____
2	Tomlinson, Milla	13	Nambour Piranhas	35.69 _____
3	Hart, Vidia	14	St Andrew's	35.52 _____
4	Bracegirdle, Camryn	13	SC Grammar	33.00 _____
5	Steinhardt-Lai, Georgia	13	Nambour Piranhas	34.53 _____
6	McGimpsey, Stella	12	St Andrew's	35.66 _____
7	Pandori, Sofia	16	St Andrew's	35.83 _____
8	Hobson, Louise	13	Bribie Island	36.44 _____
<b>Heat 2 of 6 Finals Starts at 02:07 PM</b>				
1	Page, Holly	14	SC Grammar	38.02 _____
2	Davies, Ruby	13	St Andrew's	37.86 _____
3	Smith, Emma	15	Eumundi	37.34 _____
4	Mullock, Rebecca	17	Nambour Piranhas	36.62 _____
5	Doyle, Ariel	14	Goodlife	37.08 _____
6	McGrath, Chloe	14	Bribie Island	37.43 _____
7	Coppola, Nikita	14	Good Shepherd	37.98 _____
8	Scott, Ava	14	Flinders Phoenix	38.92 _____
<b>Heat 3 of 6 Finals Starts at 02:08 PM</b>				
1	Gribble, Giselle	12	SC Grammar	40.92 _____
2	Mullock, Amy	16	Nambour Piranhas	40.66 _____
3	Mclean, Ruby	14	Kilkivan	39.92 _____
4	Farmer, Lyla	14	Flinders Phoenix	38.93 _____
5	Cameron, Ashlee	13	St Andrew's	39.81 _____
6	Huxley, Sarah	12	Pelican Waters	40.12 _____
7	Stephenson, Meila	12	Kawana Waters	40.77 _____
8	Styring, Sienna	12	St Andrew's	41.62 _____
<b>Heat 4 of 6 Finals Starts at 02:10 PM</b>				
1	Williams, Aimee	13	Flinders Phoenix	44.72 _____
2	Philip, Summer	12	Pelican Waters	43.78 _____
3	Jenkins, Ellie	14	Flinders Phoenix	43.50 _____
4	Grant, Poppy	12	Good Shepherd	42.94 _____
5	Smith, Lily	13	Eumundi	43.41 _____
6	Dwine, Emilie	12	Gympie Gold Fins	43.62 _____
7	Beagley, Savannah	13	Patriots	44.54 _____
8	Light, Abigail	14	Coolum Peregian	44.74 _____
<b>Heat 5 of 6 Finals Starts at 02:11 PM</b>				
1	Gamar, Ellie	12	Coolum Peregian	47.48 _____
2	McDonald, Abbey	12	Eumundi	47.01 _____
3	Pandori, Michelle	13	Coolum Peregian	46.03 _____
4	Walton, Maya	12	Maroochy River	45.11 _____
5	Mackie, Kyah	13	Maroochy River	45.59 _____
6	Coulson, Imogen	12	Gayndah	46.39 _____
7	Austin, Stella	13	Pelican Waters	47.05 _____
8	Harknett, Kyla	12	SC Grammar	48.47 _____

Heat 6 of 6 Finals Starts at 02:13 PM

1	Storm, Ruby S14	19	St Andrew's	NT _____
2	Stone, Matilda	12	Patriots	53.78 _____
3	Randall, Eloise	12	Kilcoy	49.05 _____
4	Fraser, Ella	12	Bribie Island	48.59 _____
5	Cox, Grace	14	Flinders Phoenix	48.88 _____
6	Hallam, Charlee	12	Kilcoy	51.67 _____
7	McFarlane, Isabelle	12	Flinders Phoenix	1:02.43 _____
8	Drehlich, Indigo	12	Maroochy River	NT _____

Event 38 Boys 12-99 50 LC Meter Backstroke

Lane	Name	Age	Team	Seed Time
<b>Heat 1 of 4 Finals Starts at 02:15 PM</b>				
1	Gribble, Ethan	14	SC Grammar	36.48 _____
2	Mccudden, Zachary	13	St Andrew's	34.62 _____
3	Humphrey, Connor	16	Nambour Piranhas	33.85 _____
4	Lahiff, Drew	15	Kilkivan	33.12 _____
5	Lahiff, Grant	18	Kilkivan	33.48 _____
6	Fox, Noah	13	Gympie Gold Fins	34.19 _____
7	Belbin, Archer S10	15	Pelican Waters	35.54 _____
8	Everett, Taj	15	Maroochy River	37.05 _____

Heat 2 of 4 Finals Starts at 02:16 PM

1	Jenkins, Tristan	12	Flinders Phoenix	40.04 _____
2	Smith, Will	13	Flinders Phoenix	39.51 _____
3	Coppola, Blaze	13	Good Shepherd	38.78 _____
4	Armour-Brasier, James	13	Hervey Bay	38.26 _____
5	Lund, Alex	13	Rackley ST	38.40 _____
6	Mackay, Henry	13	St Andrew's	38.82 _____
7	Henderson, Lachlan	13	Coolum Peregian	39.82 _____
8	Lengenberg, Euan	12	Pelican Waters	40.06 _____

Heat 3 of 4 Finals Starts at 02:17 PM


1	Tompkins, Mason	12	Coolum Peregian	42.86 _____
2	Horne, Charlie	12	Pelican Waters	42.22 _____
3	Yanz, Luke	12	SC Grammar	40.99 _____
4	Fogarty, Shea	12	Maroochy River	40.06 _____
5	McKenzie, Jack	15	Nambour Piranhas	40.26 _____
6	Odgers, William	12	Goodlife	42.11 _____
7	Ewenson, Brayden	12	Hervey Bay	42.71 _____
8	McFarlane, Thomas	12	Flinders Phoenix	43.34 _____

Heat 4 of 4 Finals Starts at 02:19 PM

1	Millican, Ky	15	Goodlife	55.98 _____
2	Loughnan, Max	13	Flinders Phoenix	47.13 _____
3	Buxton, Colby	14	Eumundi	46.39 _____
4	Sayer, Riley	12	Patriots	45.20 _____
5	Hills, James	13	Patriots	45.44 _____
6	Wren, Ollie	12	Flinders Phoenix	46.92 _____
7	Macfarlan, Jay	12	Flinders Phoenix	48.86 _____
8	Bott, Joel	14	McCrkMool'aba	NT _____

Event 39 Girls 12-99 100 LC Meter Breaststroke

Lane	Name	Age	Team	Seed Time
<b>Heat 1 of 4 Finals Starts at 02:21 PM</b>				
1	Jenkins, Ellie	14	Flinders Phoenix	1:32.29 _____
2	Purvis, Kyiah	14	Gympie Gold Fins	1:30.07 _____
3	Hart, Vidia	14	St Andrew's	1:27.01 _____
4	Carter, Ainslie	16	Goodlife	1:23.53 _____
5	Irwin, Amelia	17	Goodlife	1:23.59 _____
6	Knott, Harriet	14	Flinders Phoenix	1:28.81 _____
7	Olson, Ruby	16	SC Grammar	1:30.39 _____
8	Skipper, Ahlea	14	St Andrew's	1:32.35 _____



**2023 Nambour LC Transition Meet - 11/11/2023  
Meet Program - Afternoon Senior Session**

**Heat 2 Finals (#39 Girls 12-99 100 LC Meter Breaststroke)**

1	Smith, Lily	13	Eumundi	1:43.52	_____
2	Graham, Bella	12	Pelican Waters	1:42.01	_____
3	Steinhardt-Lai, Georgia	13	Nambour Piranhas	1:35.87	_____
4	Hills, Victoria	16	Patriots	1:34.22	_____
5	Cowan, Taylah	12	Nambour Piranhas	1:34.63	_____
6	Stephenson, Meila	12	Kawana Waters	1:37.50	_____
7	Murphy, Chloe	12	SC Grammar	1:43.42	_____
8	Dwine, Emilie	12	Gympie Gold Fins	1:44.01	_____

**Heat 3 of 4 Finals Starts at 02:25 PM**

1	Petty, Jacynta	13	Coolum Peregian	1:49.52	_____
2	van der Breggen, Milla	12	Nambour Piranhas	1:48.31	_____
3	O'Connor, Evie	14	Flinders Phoenix	1:45.70	_____
4	Spilling, Sophie	13	Pelican Waters	1:44.21	_____
5	Coulson, Imogen	12	Gayndah	1:45.31	_____
6	Garnar, Ellie	12	Coolum Peregian	1:46.84	_____
7	McDonald, Abbey	12	Eumundi	1:49.17	_____
8					_____

**Heat 4 of 4 Finals Starts at 02:27 PM**

1					_____
2					_____
3	McFarlane, Isabelle	12	Flinders Phoenix	2:00.30	_____
4	McClean, Ruby	14	Kilkivan	1:50.81	_____
5	Randall, Eloise	12	Kilcoy	1:57.70	_____
6					_____
7					_____
8					_____

**Event 40 Boys 12-99 100 LC Meter Breaststroke**

Lane	Name	Age	Team	Seed Time	
------	------	-----	------	-----------	--

**Heat 1 of 3 Finals Starts at 02:30 PM**

1	Lahiff, Drew	15	Kilkivan	1:24.84	_____
2	Barr, Cooper	13	Flinders Phoenix	1:23.16	_____
3	Martinuzzi, Luca	16	McA	1:15.99	_____
4	Armour-Brasier, James	13	Hervey Bay	1:07.25	_____
5	Giles, Justin	35	Gympie Gold Fins	1:11.29	_____
6	Close, Nelson	15	Flinders Phoenix	1:18.83	_____
7	Jackson, Hamish	13	Nambour Piranhas	1:24.11	_____
8	Clarke, Fraser	14	Good Shepherd	1:26.20	_____

**Heat 2 of 3 Finals Starts at 02:32 PM**

1	Walsh, Jaxon	13	Flinders Phoenix	1:39.31	_____
2	Hinckman, Tristin	13	Flinders Phoenix	1:37.60	_____
3	Farmer, Aidan	13	Flinders Phoenix	1:29.68	_____
4	Willmott, Syllas	14	Flinders Phoenix	1:27.27	_____
5	Knott, Archer	12	Flinders Phoenix	1:28.74	_____
6	Atkinson, Tom	13	SC Grammar	1:37.41	_____
7	Millican, Ky	15	Goodlife	1:38.70	_____
8					_____

**Heat 3 of 3 Finals Starts at 02:34 PM**

1					_____
2					_____
3	Berigan, Taj	12	Kilkivan	2:12.47	_____
4	Scott, Angus	12	Flinders Phoenix	1:42.64	_____
5	Wren, Ollie	12	Flinders Phoenix	1:50.11	_____
6					_____
7					_____
8					_____

**Event 41 Girls 12-99 50 LC Meter Butterfly**

Lane	Name	Age	Team	Seed Time	
------	------	-----	------	-----------	--

**Heat 1 of 6 Finals Starts at 02:37 PM**

1	Pandori, Sofia	16	St Andrew's	33.47	_____
2	Hart, Vidia	14	St Andrew's	33.35	_____
3	Ensing, Ebony	17	Nambour Piranhas	33.01	_____
4	O'Brien, Darci	13	Nambour Piranhas	31.67	_____
5	Page, Holly	14	SC Grammar	32.37	_____
6	Scott, Ava	14	Flinders Phoenix	33.09	_____
7	Fraser, Hollie	13	Bribie Island	33.37	_____
8	Rea, Avery	15	Nambour Piranhas	33.72	_____

**Heat 2 of 6 Finals Starts at 02:38 PM**

1	Thompson, Mary	13	SC Grammar	35.43	_____
2	Steinhardt-Lai, Georgia	13	Nambour Piranhas	35.19	_____
3	Huxley, Sarah	12	Pelican Waters	34.03	_____
4	Smith, Emma	15	Eumundi	33.84	_____
5	Forrest, Scarlett	15	Pelican Waters	33.98	_____
6	Cameron, Ashlee	13	St Andrew's	34.81	_____
7	Farmer, Lyla	14	Flinders Phoenix	35.20	_____
8	Davies, Ruby	13	St Andrew's	35.97	_____

**Heat 3 of 6 Finals Starts at 02:39 PM**

1	Stephenson, Meila	12	Kawana Waters	38.57	_____
2	Cooke, Addison	13	Kilkivan	37.64	_____
3	Spilling, Sophie	13	Pelican Waters	36.36	_____
4	Cowan, Taylah	12	Nambour Piranhas	36.12	_____
5	Purvis, Kyiah	14	Gympie Gold Fins	36.21	_____
6	McGimpsey, Stella	12	St Andrew's	36.67	_____
7	Dwine, Emilie	12	Gympie Gold Fins	38.48	_____
8	Gribble, Giselle	12	SC Grammar	38.59	_____

**Heat 4 of 6 Finals Starts at 02:40 PM**

1	van der Breggen, Milla	12	Nambour Piranhas	42.58	_____
2	Light, Abigail	14	Coolum Peregian	41.62	_____
3	Caspersen, Erika	13	Goodlife	39.37	_____
4	Graham, Bella	12	Pelican Waters	38.65	_____
5	Close, Bridie	13	Flinders Phoenix	38.65	_____
6	Smith, Lily	13	Eumundi	41.28	_____
7	Austin, Stella	13	Pelican Waters	42.30	_____
8	Jenkins, Ellie	14	Flinders Phoenix	42.98	_____


**Heat 5 of 6 Finals Starts at 02:41 PM**

1	Harknett, Kyla	12	SC Grammar	47.65	_____
2	Zmuda, Stephanie	12	Bribie Island	45.59	_____
3	Garnar, Ellie	12	Coolum Peregian	44.38	_____
4	Walton, Maya	12	Maroochy River	43.40	_____
5	Mackie, Kyah	13	Maroochy River	43.48	_____
6	Coulson, Imogen	12	Gayndah	44.73	_____
7	Murphy, Chloe	12	SC Grammar	47.30	_____
8	Fraser, Ella	12	Bribie Island	49.02	_____

**Heat 6 of 6 Finals Starts at 02:42 PM**

1					_____
2	West, Elsa	12	Pelican Waters	NT	_____
3	Hallam, Charlee	12	Kilcoy	52.25	_____
4	Beagley, Savannah	13	Patriots	49.74	_____
5	Cox, Grace	14	Flinders Phoenix	50.59	_____
6	Petty, Jacynta	13	Coolum Peregian	NT	_____
7					_____
8					_____





2023 Nambour LC Transition Meet - 11/11/2023

Meet Program - Afternoon Senior Session

**Event 42 Boys 12-99 50 LC Meter Butterfly**

**Lane Name Age Team Seed Time**

**Heat 1 of 5 Finals Starts at 02:44 PM**

1	Knott, Archer	12	Flinders Phoenix	32.63	___
2	Mccudden, Zachary	13	St Andrew's	31.59	___
3	Rehbein, Lucas	15	Gympie Gold Fins	30.78	___
4	Giles, Justin	35	Gympie Gold Fins	27.07	___
5	Lahiff, Grant	18	Kilkivan	30.74	___
6	Lahiff, Drew	15	Kilkivan	31.44	___
7	Bauer, Lee	15	St Andrew's	31.94	___
8	Humphrey, Connor	16	Nambour Piranhas	32.84	___

**Heat 2 of 5 Finals Starts at 02:45 PM**

1	Lund, Alex	13	Rackley ST	35.38	___
2	Kenos, Nicholas	13	Ambrose Treacy	34.26	___
3	Mackay, Henry	13	St Andrew's	33.97	___
4	Bott, Joel	14	MtCrikMool'aba	32.91	___
5	Grant, Finn	13	St Andrew's	33.77	___
6	Fox, Noah	13	Gympie Gold Fins	34.18	___
7	Everett, Taj	15	Maroochy River	34.60	___
8	Polak, Fin	14	Cotton Tree	36.39	___

**Heat 3 of 5 Finals Starts at 02:46 PM**

1	Ewenson, Brayden	12	Hervey Bay	38.70	___
2	Yanz, Luke	12	SC Grammar	36.93	___
3	McKenzie, Jack	15	Nambour Piranhas	36.70	___
4	McFarlane, Xavier	13	Flinders Phoenix	36.41	___
5	Mulligan, Rex	12	SC Grammar	36.59	___
6	Fogarty, Shea	12	Maroochy River	36.73	___
7	Henderson, Lachlan	13	Coolum Peregian	37.74	___
8	Tompkins, Mason	12	Coolum Peregian	39.38	___

**Heat 4 of 5 Finals Starts at 02:47 PM**

1	Wepener, Adriaan	12	Cotton Tree	45.74	___
2	Buxton, Colby	14	Eumundi	42.97	___
3	Millican, Ky	15	Goodlife	40.43	___
4	Odgers, William	12	Goodlife	39.73	___
5	McFarlane, Thomas	12	Flinders Phoenix	39.75	___
6	Sayer, Riley	12	Patriots	41.68	___
7	Loughnan, Max	13	Flinders Phoenix	45.19	___
8	Jenkins, Tristan	12	Flinders Phoenix	45.96	___

**Heat 5 of 5 Finals Starts at 02:48 PM**

1					___
2					___
3	Macfarlan, Jay	12	Flinders Phoenix	52.45	___
4	Berigan, Taj	12	Kilkivan	48.12	___
5	Wren, Ollie	12	Flinders Phoenix	50.89	___
6					___
7					___
8					___

**Event 43 Girls 12-99 100 LC Meter Freestyle**

**Lane Name Age Team Seed Time**

**Heat 1 of 7 Finals Starts at 02:50 PM**

1	Thompson, Mary	13	SC Grammar	1:07.35	___
2	Huxley, Sarah	12	Pelican Waters	1:07.20	___
3	Carter, Ainslie	16	Goodlife	1:06.76	___
4	Forrest, Scarlett	15	Pelican Waters	1:04.51	___
5	Irwin, Amelia	17	Goodlife	1:06.28	___
6	O'Brien, Darci	13	Nambour Piranhas	1:06.82	___
7	Pandori, Sofia	16	St Andrew's	1:07.34	___
8	McGimpsey, Stella	12	St Andrew's	1:07.50	___

**Heat 2 of 7 Finals Starts at 02:51 PM**

1	Mullock, Amy	16	Nambour Piranhas	1:10.07	___
2	Doyle, Ariel	14	Goodlife	1:09.54	___
3	Olson, Ruby	16	SC Grammar	1:09.16	___
4	Tomlinson, Milla	13	Nambour Piranhas	1:08.33	___
5	Page, Holly	14	SC Grammar	1:08.58	___
6	Ensing, Ebony	17	Nambour Piranhas	1:09.23	___
7	Hobson, Louise	13	Bribie Island	1:09.86	___
8	Purvis, Kyiah	14	Gympie Gold Fins	1:10.09	___

**Heat 3 of 7 Finals Starts at 02:53 PM**

1	Cameron, Ashlee	13	St Andrew's	1:12.33	___
2	McGrath, Chloe	14	Bribie Island	1:11.45	___
3	Haupt, Kayleigh	12	Flinders Phoenix	1:11.43	___
4	Skipper, Ahlea	14	St Andrew's	1:11.03	___
5	Jenkins, Ellie	14	Flinders Phoenix	1:11.16	___
6	Hills, Victoria	16	Patriots	1:11.43	___
7	Rea, Avery	15	Nambour Piranhas	1:11.83	___
8	Mullock, Rebecca	17	Nambour Piranhas	1:12.38	___

**Heat 4 of 7 Finals Starts at 02:55 PM**

1	Fraser, Hollie	13	Bribie Island	1:14.75	___
2	Philip, Summer	12	Pelican Waters	1:14.45	___
3	Farmer, Lyla	14	Flinders Phoenix	1:13.81	___
4	Coppola, Nikita	14	Good Shepherd	1:12.51	___
5	Cooke, Addison	13	Kilkivan	1:12.86	___
6	Cowan, Taylah	12	Nambour Piranhas	1:14.34	___
7	Spilling, Sophie	13	Pelican Waters	1:14.46	___
8	Gribble, Giselle	12	SC Grammar	1:14.89	___

**Heat 5 of 7 Finals Starts at 02:57 PM**


1	Grant, Poppy	12	Good Shepherd	1:18.57	___
2	Dwine, Emilie	12	Gympie Gold Fins	1:15.68	___
3	Davies, Ruby	13	St Andrew's	1:15.61	___
4	Light, Abigail	14	Coolum Peregian	1:15.27	___
5	McClean, Ruby	14	Kilkivan	1:15.28	___
6	Austin, Stella	13	Pelican Waters	1:15.65	___
7	Williams, Aimee	13	Flinders Phoenix	1:16.88	___
8	Graham, Bella	12	Pelican Waters	1:18.82	___

**Heat 6 of 7 Finals Starts at 02:58 PM**

1	Styring, Sienna	12	St Andrew's	1:23.11	___
2	Pandori, Michelle	13	Coolum Peregian	1:21.58	___
3	Coulson, Imogen	12	Gayndah	1:21.11	___
4	Mackie, Kyah	13	Maroochy River	1:19.27	___
5	Petty, Jacynta	13	Coolum Peregian	1:20.83	___
6	Close, Bridie	13	Flinders Phoenix	1:21.58	___
7	O'Connor, Evie	14	Flinders Phoenix	1:22.89	___
8	Cox, Grace	14	Flinders Phoenix	1:23.24	___

**Heat 7 of 7 Finals Starts at 03:00 PM**

1	West, Elsa	12	Pelican Waters	NT	___
2	McFarlane, Isabelle	12	Flinders Phoenix	1:40.87	___
3	Caspersen, Erika	13	Goodlife	1:24.79	___
4	Garnar, Ellie	12	Coolum Peregian	1:23.56	___
5	Zmuda, Stephanie	12	Bribie Island	1:24.01	___
6	Fraser, Ella	12	Bribie Island	1:29.22	___
7	Drehlich, Indigo	12	Maroochy River	NT	___
8					___



2023 Nambour LC Transition Meet - 11/11/2023  
 Meet Program - Afternoon Senior Session

**Event 44 Boys 12-99 100 LC Meter Freestyle**


Lane	Name	Age	Team	Seed Time
<b>Heat 1 of 6 Finals Starts at 03:03 PM</b>				
1	Bott, Joel	14	MtCrkMool'aba	1:04.42
2	Bauer, Lee	15	St Andrew's	1:03.16
3	Close, Nelson	15	Flinders Phoenix	1:02.47
4	Giles, Justin	35	Gympie Gold Fins	55.33
5	Martinuzzi, Sebastian	15	Nambour Piranhas	57.57
6	Lahiff, Grant	18	Kilkivan	1:02.87
7	Lahiff, Drew	15	Kilkivan	1:03.67
8	Belbin, Archer S10	15	Pelican Waters	1:05.20
<b>Heat 2 of 6 Finals Starts at 03:04 PM</b>				
1	Kenos, Nicholas	13	Ambrose Treacy	1:09.33
2	Polak, Fin	14	Cotton Tree	1:08.94
3	Armour-Brasier, James	13	Hervey Bay	1:06.50
4	Mccudden, Zachary	13	St Andrew's	1:05.85
5	Fox, Noah	13	Gympie Gold Fins	1:06.45
6	Stafford, Kody	14	SC Grammar	1:06.86
7	Grant, Finn	13	St Andrew's	1:09.31
8	Fogarty, Shea	12	Maroochy River	1:09.65
<b>Heat 3 of 6 Finals Starts at 03:06 PM</b>				
1	Briggs, Byron	12	Goodlife	1:11.14
2	Willmott, Syllas	14	Flinders Phoenix	1:10.95
3	Gribble, Ethan	14	SC Grammar	1:10.14
4	Walsh, Jaxon	13	Flinders Phoenix	1:09.78
5	Mackay, Henry	13	St Andrew's	1:10.04
6	Atkinson, Tom	13	SC Grammar	1:10.60
7	Farmer, Aidan	13	Flinders Phoenix	1:11.08
8	Coppola, Blaze	13	Good Shepherd	1:11.31
<b>Heat 4 of 6 Finals Starts at 03:08 PM</b>				
1	Henderson, Lachlan	13	Coolum Peregian	1:13.45
2	Smith, Will	13	Flinders Phoenix	1:13.16
3	Pratten, Drew	12	Kilcoy	1:11.53
4	Scott, Angus	12	Flinders Phoenix	1:11.44
5	Yanz, Luke	12	SC Grammar	1:11.47
6	McFarlane, Xavier	13	Flinders Phoenix	1:11.90
7	Everett, Taj	15	Maroochy River	1:13.25
8	McKenzie, Jack	15	Nambour Piranhas	1:14.10
<b>Heat 5 of 6 Finals Starts at 03:09 PM</b>				
1	Loughnan, Max	13	Flinders Phoenix	1:18.25
2	Clarke, Beau	13	Pelican Waters	1:17.58
3	McFarlane, Thomas	12	Flinders Phoenix	1:17.11
4	Wepener, Adriaan	12	Cotton Tree	1:16.97
5	Horne, Charlie	12	Pelican Waters	1:16.97
6	Lengenberg, Euan	12	Pelican Waters	1:17.12
7	Tompkins, Mason	12	Coolum Peregian	1:17.65
8	Ewenson, Brayden	12	Hervey Bay	1:20.08
<b>Heat 6 of 6 Finals Starts at 03:11 PM</b>				
1	Kerr, Fletcher	12	Goodlife	NT
2	Wren, Ollie	12	Flinders Phoenix	1:30.17
3	Hinckman, Tristin	13	Flinders Phoenix	1:24.90
4	Jenkins, Tristan	12	Flinders Phoenix	1:20.10
5	Hills, James	13	Patriots	1:24.32
6	Berigan, Taj	12	Kilkivan	1:29.29
7	Macfarlan, Jay	12	Flinders Phoenix	1:34.35
8				

**Event 45 Girls 12-99 200 LC Meter IM**

Lane	Name	Age	Team	Seed Time
<b>Heat 1 of 3 Finals Starts at 03:13 PM</b>				
1	Cowan, Taylah	12	Nambour Piranhas	3:02.60
2	McGimpsey, Stella	12	St Andrew's	2:58.12
3	Hart, Vidia	14	St Andrew's	2:53.91
4	O'Brien, Darci	13	Nambour Piranhas	2:46.61
5	Page, Holly	14	SC Grammar	2:53.70
6	Purvis, Kyiah	14	Gympie Gold Fins	2:54.06
7	Gribble, Giselle	12	SC Grammar	3:01.53
8	Scott, Ava	14	Flinders Phoenix	3:03.82
<b>Heat 2 of 3 Finals Starts at 03:17 PM</b>				
1	McGrath, Chloe	14	Bribie Island	3:23.19
2	Close, Bridie	13	Flinders Phoenix	3:19.14
3	Dwine, Emilie	12	Gympie Gold Fins	3:17.11
4	Haupt, Kayleigh	12	Flinders Phoenix	3:13.30
5	Grant, Poppy	12	Good Shepherd	3:14.33
6	Beagley, Savannah	13	Patriots	3:17.72
7	Jenkins, Ellie	14	Flinders Phoenix	3:22.58
8	Mackie, Kyah	13	Maroochy River	3:23.28
<b>Heat 3 of 3 Finals Starts at 03:21 PM</b>				
1				
2	Spilling, Sophie	13	Pelican Waters	NT
3	Austin, Stella	13	Pelican Waters	3:39.66
4	Harknett, Kyla	12	SC Grammar	3:25.54
5	Williams, Aimee	13	Flinders Phoenix	3:28.31
6	O'Connor, Evie	14	Flinders Phoenix	3:55.22
7				
8				

**Event 46 Boys 12-99 200 LC Meter IM**

Lane	Name	Age	Team	Seed Time
<b>Heat 1 of 4 Finals Starts at 03:25 PM</b>				
1	Farmer, Aidan	13	Flinders Phoenix	2:49.09
2	Clarke, Fraser	14	Good Shepherd	2:46.99
3	Close, Nelson	15	Flinders Phoenix	2:35.75
4	Jackson, Hamish	13	Nambour Piranhas	2:25.97
5	Martinuzzi, Luca	16	McA	2:33.14
6	Lahiff, Drew	15	Kilkivan	2:41.66
7	Fox, Noah	13	Gympie Gold Fins	2:47.50
8	Armour-Brasier, James	13	Hervey Bay	2:50.85
<b>Heat 2 of 4 Finals Starts at 03:28 PM</b>				
1	Gribble, Ethan	14	SC Grammar	3:09.34
2	Mackay, Henry	13	St Andrew's	3:04.75
3	Fogarty, Shea	12	Maroochy River	2:52.96
4	Humphrey, Connor	16	Nambour Piranhas	2:51.20
5	Willmott, Syllas	14	Flinders Phoenix	2:52.93
6	Lund, Alex	13	Rackley ST	3:00.83
7	Yanz, Luke	12	SC Grammar	3:08.81
8	Scott, Angus	12	Flinders Phoenix	3:09.39
<b>Heat 3 of 4 Finals Starts at 03:32 PM</b>				
1	Jenkins, Tristan	12	Flinders Phoenix	3:28.25
2	McFarlane, Thomas	12	Flinders Phoenix	3:19.86
3	Smith, Will	13	Flinders Phoenix	3:13.76
4	Millican, Ky	15	Goodlife	3:10.16
5	McFarlane, Xavier	13	Flinders Phoenix	3:13.00
6	Hinckman, Tristin	13	Flinders Phoenix	3:19.02
7	Wepener, Adriaan	12	Cotton Tree	3:21.76
8	Loughnan, Max	13	Flinders Phoenix	3:55.55



2023 Nambour LC Transition Meet - 11/11/2023

Meet Program - Afternoon Senior Session

Heat 4 Finals (#46 Boys 12-99 200 LC Meter IM)

1				_____
2				_____
3	Buxton, Colby	14	Eumundi	NT _____
4	Bott, Joel	14	MtCrkMool'aba	NT _____
5	Polak, Fin	14	Cotton Tree	NT _____
6	Ewenson, Brayden	12	Hervey Bay	NT _____
7				_____
8				_____